

# 2016-17 IUPUI JAGUARS BASKETBALL



## SCHEDULE/RESULTS (11-15, 5-7 SUMMIT)

Date	Opponent	Result/Time
Nov. 4	#St. Joseph's College	W, 87-74
Nov. 11	at Eastern Kentucky	L, 87-97
Nov. 13	^at Michigan	L, 65-77
Nov. 18	^Howard	W, 77-55
Nov. 19	^Eastern Michigan	W, 83-71
Nov. 22	^at Marquette	L, 79-104
Nov. 26	at SIUE	L, 58-61
Nov. 30	at Illinois State	L, 63-77
Dec. 3	at Ball State	W, 73-62
Dec. 6	at Illinois	L, 77-85
Dec. 10	at Miami (Ohio)	L, 68-71
Dec. 12	Urbana	W, 109-67
Dec. 17	at Southern Utah	W, 101-81
Dec. 20	at Northwestern	L, 65-87
Dec. 28	Marian	W, 81-60
Dec. 31	*Western Illinois	W, 89-71
Jan. 5	*at North Dakota State	L, 89-93
Jan. 7	*at South Dakota	L, 74-85
Jan. 11	*Omaha	L, 71-79
Jan. 14	*at Oral Roberts	W, 91-85
Jan. 18	*South Dakota State	W, 85-83 (ot)
Jan. 21	*Denver	L, 74-78
Jan. 25	*at Fort Wayne	L, 73-103
Jan. 28	*at Western Illinois	L, 69-78
Feb. 1	*North Dakota State	W, 86-81 (ot)
Feb. 8	*at Omaha	W, 89-78
Feb. 11	*Oral Roberts	L, 68-74
Feb. 15	*at South Dakota State	8:00 pm
Feb. 19	*at Denver	3:00 pm
Feb. 23	*Fort Wayne	7:00 pm
Feb. 25	*South Dakota	7:00 pm
Mar. 4-5	Summit League Quarters	tba
Mar. 6	Summit League Semis	tba
Mar. 7	Summit League Finals	tba

# denotes exhibition  
^ part of 2K Classic (campus sites)  
\* denotes Summit League games  
& denotes Summit League Tournament games

## MEDIA COVERAGE

**TV:** none  
**Video Stream:** GoJacks.com  
**Radio:** none  
**Live Stats:** IUPUIJags.com  
**Twitter:** @IUPUIJaguars / @IUPUIMensBball

## MBB CONTACT

**Ed Holdaway - IUPUI Assistant AD**  
**Email:** eholdawa@iupui.edu  
**Twitter:** @EdHoldaway  
**Cell:** 317-908-2645

## '03 NCAA TOURNAMENT, 2010 CBI

**S. DAKOTA ST. (12-16, 5-8) vs**

**IUPUI (11-15, 5-7)**

Wednesday, Feb. 15, 2017 - 8:00 p.m. - Brookings, S.D. / Frost Arena (6,500)

## ABOUT THE SERIES




**All-Time Record:** South Dakota State leads 13-8

**Last Meeting:** Jan. 18, 2017 - IUPUI 85, South Dakota State 83 (ot) (Indianapolis, Ind.)

**Streak:** IUPUI has won 1

**Gardner vs. Foe:** 2-3

## THE JAGUARS



### PROBABLE STARTERS (based on last game)

No.	Name	Yr.	Pos.	Ht.	Hometown	PPG	RPG	APG	FG%	3FG%	FT%
0	Darel Combs	Sr.	G	6-2	Chicago, Ill.	16.5	2.3	2.9	.418	.340	.776
5	Kellon Thomas	Sr.	G	5-11	Indianapolis, Ind.	9.6	2.2	2.9	.350	.347	.935
15	Matt O'Leary	Sr.	F	6-8	Terre Haute, Ind.	13.8	6.2	2.3	.518	.462	.721
22	D.J. McCall	So.	G	6-6	Fort Wayne, Ind.	4.9	5.2	1.5	.423	.294	.557
45	Aaron Brennan	Jr.	F	6-6	Noblesville, Ind.	8.3	3.2	0.8	.506	.488	.775

### OFF THE BENCH

1	T.J. Henderson	So.	G	6-0	Indianapolis, Ind.	5.8	1.5	1.6	.480	.441	.771
11	Josh James	Sr.	F/C	6-9	Cedar Lake, Ind.	1.7	2.2	0.0	.472	---	.733
12	Chad Hudson	Fr.	G	5-11	Jeffersonville, Ind.	0.4	0.4	0.3	.250	.333	.000
20	Grant Sinn	So.	G	6-2	Spencerville, Ind.	0.5	0.2	0.0	.167	.167	---
24	Evan Hall	So.	F	6-7	Hindman, Ky.	7.5	5.5	0.5	.575	---	.402
25	Ron Patterson	Jr.	G	6-2	Indianapolis, Ind.	9.6	2.4	2.0	.449	.417	.667
33	Giovanni Fraser	Fr.	F	6-8	Coral Springs, Fla.	1.3	1.0	0.0	.429	---	.429
35	Noah Thomas	R-Fr.	F/C	6-9	Whitestown, Ind.	0.8	0.7	0.0	.200	.000	.750

## QUICK HITTERS

- IUPUI has had five different players score 20 points or more since the start of Summit League play. That group includes **Darel Combs**, **Kellon Thomas**, **Matt O'Leary**, **D.J. McCall** and **Evan Hall**. Two others - **Aaron Brennan** and **Ron Patterson** - have each had games of at least 18 points in league play.
- IUPUI capped the non-conference slate at 6-8 overall - the six wins were the most in non-conference play since the 2011-12 squad went 7-7 to start the year. That team closed the non-conference schedule with four straight wins including over Western Kentucky, Ball State and Valparaiso.
- Before Christmas, IUPUI posted back-to-back 100-point games for the first time since January 1995. They are the first 100-point games in Head Coach **Jason Gardner's** three years with the program.
- IUPUI won the Indianapolis Subregional of the 2K Classic, capturing home wins over Howard (77-55) and Eastern Michigan (83-71). Junior **Ron Patterson** was named Subregional MVP (16.0 ppg, 9-of-17 3's).
- This marks the 45th season of IUPUI basketball and the 19th the Jaguars have competed at the NCAA Division I level. IUPUI won the program's 250th game at the D1 level against Urbana on Dec. 12.
- Head Coach **Jason Gardner** is the 8th head coach in program history and is in his 3rd year at the helm. The former Indiana Mr. Basketball and Arizona-star enters today with an 34-55 career record (20-24 in the Summit).
- IUPUI was picked 5th in The Summit according to the preseason polls, including one of the 32 first-place votes. The Jags trailed Omaha by 21 points, but easily cleared Oral Roberts by 132 points.
- Senior guard **Darel Combs** was voted preseason First Team All-Summit League by the league's coaches after being picked to the league's All-Newcomer Team and 2nd Team All-League in 2016. Combs averaged a team-high 16.3 points and made 58 threes last year after sitting the previous season as a transfer. He closed his junior year with back-to-back 30+ scoring games, becoming the first IUPUI player to do so since **George Hill** in January 2008.
- Determined to rebuild the program with Indiana kids, Gardner has stayed true to his word as 13 of the team's 17 players hail from the Hoosier State this season. Five (**T.J. Henderson**, **Anthony Jones**, **Ron Patterson**, **Nick Rogers** and **Kellon Thomas**) are from Indianapolis.
- IUPUI will continue to rely heavily on the transfer market this year as the team's top four scorers (Combs, Patterson, K. Thomas & **Matt O'Leary**) came to IUPUI via transfer.

## 2016-17 ROSTER

### NUMERIC ROSTER

##	Name	Pos.	Ht.	Wt.	Yr.	Hometown/High School (Previous)
0	Darell Combs	G	6-2	195	Sr.	Chicago, Ill./Thornwood (Eastern Michigan)
1	T.J. Henderson	G	6-0	160	So.	Indianapolis, Ind./Scecina
2	Anthony Jones^	G	6-5	210	Fr.	Indianapolis, Ind./Speedway
5	Kellon Thomas	G	5-11	190	Gr.	Indianapolis, Ind./Southport (Kent State)
10	Nick Rogers #	G	6-1	170	So.	Indianapolis, Ind./Traders Point Academy (Toledo)
11	Josh James	F/C	6-9	225	Sr.	Cedar Lake, Ind./Andrean/Quakerdale [Iowa] Prep
12	Chad Hudson	G	5-11	175	Fr.	Jeffersonville, Ind./Don Bosco Prep
15	Matt O'Leary	F	6-8	225	Sr.	Terre Haute, Ind./Terre Haute North Vigo (Loyola)
20	Grant Sinn	G	6-2	180	So.	Spencerville, Ind./Fort Wayne Canterbury (North Park)
22	D.J. McCall	G	6-6	190	So.	Fort Wayne, Ind./Concordia Lutheran
24	Evan Hall	F	6-7	200	So.	Hindman, Ky./Knott County Central
25	Ron Patterson	G	6-2	200	Jr.	Indianapolis, Ind./Broad Ripple (Syracuse)
32	Elyjah Goss^	F	6-7	190	Fr.	Bolingbrook, Ill./Plainfield East
33	Giovanni Fraser	F	6-8	235	Fr.	Coral Springs, Fla./Coral Springs Charter
35	Noah Thomas	F/C	6-9	235	R-Fr.	Whitestown, Ind./Bridgton [Maine] Academy
40	Evan Borgman^	F	6-9	205	Fr.	Batesville, Ind./Jac-Cen-Del
45	Aaron Brennan	F	6-6	225	Jr.	Noblesville, Ind./Guerin Catholic

# will sit out the 2016-17 season as a Division I transfer; ^ expected to redshirt the 2016-17 season

### COACHING STAFF

<b>Head Coach:</b>	Jason Gardner
<b>Alma Mater:</b>	Arizona, '11
<b>Career Record:</b>	(34-55; 3rd season)
<b>IUPUI Record:</b>	(34-55; 3rd season)
<b>Summit Record:</b>	(20-24; 3rd season)
<b>Associate Head Coach:</b>	Matt Crenshaw
<b>Alma Mater:</b>	IUPUI, '04
<b>Assistant Coach:</b>	Scott Gillespie
<b>Alma Mater:</b>	Ripon College, '11
<b>Assistant Coach:</b>	Roy Hairston
<b>Alma Mater:</b>	Purdue, '97
<b>Senior Advisor:</b>	Andy Fagan
<b>Alma Mater:</b>	Indiana, '01
<b>Strength Coach:</b>	Jason Quarles
<b>Alma Mater:</b>	IUPUI, '12
<b>Athletic Trainer:</b>	Emily Nibbelink
<b>Alma Mater:</b>	Kansas, '05

### PRONUNCIATION GUIDE

**DARELL** Combs (duh-RELL)

### RADIO / TV ROSTER



**#0 - DARELL COMBS**  
6-2 // Sr. // G  
Chicago, Ill.




**#1 - T.J. HENDERSON**  
6-0 // So. // G  
Indianapolis, Ind.




**#2 - ANTHONY JONES**  
6-5 // Fr. // G  
Indianapolis, Ind.



**#5 - KELLON THOMAS**  
5-11 // Gr. // G  
Indianapolis, Ind.




**#10 - NICK ROGERS**  
6-1 // So. // G  
Indianapolis, Ind.



**#11 - JOSH JAMES**  
6-9 // Sr. // F/C  
Cedar Lake, Ind.



**#12 - CHAD HUDSON**  
5-11 // Fr. // G  
Jeffersonville, Ind.



**#15 - MATT O'LEARY**  
6-8 // Sr. // F  
Terre Haute, Ind.



**#20 - GRANT SINN**  
6-2 // So. // G  
Spencerville, Ind.



**#22 - D.J. McCALL**  
6-6 // So. // G  
Fort Wayne, Ind.



**#24 - EVAN HALL**  
6-7 // So. // F  
Hindman, Ky.




**#25 - RON PATTERSON**  
6-2 // Jr. // G  
Indianapolis, Ind.




**#32 - ELYJAH GOSS**  
6-7 // Fr. // F  
Bolingbrook, Ill.




**#33 - GIOVANNI FRASER**  
6-8 // Fr. // F  
Coral Springs, Fla.



**#35 - NOAH THOMAS**  
6-9 // R-Fr. // F/C  
Whitestown, Ind.



**#40 - EVAN BORGMAN**  
6-9 // Fr. // F  
Batesville, Ind.



**#45 - AARON BRENNAN**  
6-6 // Jr. // F  
Noblesville, Ind.



**JASON GARDNER**  
Head Coach  
3rd season



POLLS					THE SUMMIT LEAGUE									
ASSOCIATED PRES			COACHES		SUMMIT STANDINGS			IUPUI IN SUMMIT STATS						
Week 15 (Feb. 13)			Week 15 (Feb. 13)		through Feb. 14			as of Feb. 14 [denotes NCAA ranking]						
Rank	Team (1st)		Rank	Team (1st)	Team	Overall (Pct.)	Sum. (Pct.)	Category	Summit [Nat Rk.]	Stat				
1	Gonzaga (60)		1	Gonzaga (29)	North Dakota St. ....	17-8 (.680)	9-3 (.750)	Scoring .....	3rd.....	78.6 ppg				
2	Villanova (5)		2	Villanova (3)	South Dakota .....	18-10 (.643)	9-4 (.692)	Scoring Defense.....	6th.....	78.6 ppg				
3	Kansas		3	Kansas	Denver .....	15-10 (.600)	7-5 (.583)	Scoring Margin.....	5th.....	+0.0 ppg				
4	Baylor		4	Baylor	Fort Wayne.....	17-9 (.654)	6-6 (.500)	Free Throw % .....	9th.....	68.8%				
5	Arizona		5	UCLA	Omaha .....	13-13 (.500)	6-7 (.462)	Field Goal % .....	4th.....	45.4%				
6	UCLA		6	Arizona	IUPUI.....	<b>11-15 (.417)</b>	<b>5-7 (.423)</b>	Field Goal % Def.....	8th.....	46.8%				
7	Oregon		7	Louisville	Western Illinois.....	8-15 (.348)	5-7 (.417)	3Pt Field Goal %.....	3rd [18th] .....	39.8%				
8	Louisville		8	Oregon	South Dakota St.....	12-16 (.429)	5-8 (.385)	3Pt Field Goal % Def.....	3rd.....	36.7%				
9	West Virginia		9	North Carolina	Oral Roberts .....	8-19 (.296)	4-9 (.308)	Rebounding Offense .....	5th.....	35.2 rpg				
10	North Carolina		10	Wisconsin	<b>UPCOMING SCHEDULE</b>					Rebounding Defense .....	4th.....	35.0 rpg		
11	Wisconsin		11	Kentucky						Blocked Shots.....		6th.....	2.8 bpg	
12	Duke		12	West Virginia						Assists .....		3rd.....	14.9 apg	
13	Kentucky		13	Florida						Steals .....		4th.....	6.5 spg	
14	Virginia		14	Duke						Turnover Margin.....		5th.....	+0.6 to/gm	
15	Florida		15	Virginia	2/15	*North Dakota State at Fort Wayne	7 pm	Assist/TO Ratio.....	3rd.....	1.2 a/to				
16	Purdue		16	Purdue		*IUPUI at South Dakota State	8 pm	Offensive Rebounds.....	1st [112th] .....	11.4 rpg				
17	Florida State		17	Cincinnati	2/16	*Oral Roberts at Omaha	8 pm	Defensive Rebounds.....	9th.....	23.7 rpg				
18	Cincinnati		18	Florida State	2/18	*Oral Roberts at South Dakota	4:15 pm	Defensive Reb. Pct .....	8th.....	71.0%				
19	SMU		19	South Carolina		*Western Illinois at N. Dakota St.	5 pm	Offensive Reb. Pct .....	1st.....	31.1%				
20	Creighton		20	Notre Dame		*South Dakota St. at Fort Wayne	7 pm	3Pt Field Goals Made.....	3rd [35th] .....	9.2 3's/gm				
21	South Carolina		21	Saint Mary's	2/19	*IUPUI at Denver	3:30 pm	Home Attendance.....	8th.....	985/gm				
22	Saint Mary's		22	Creighton	2/22	*North Dakota St. at Oral Roberts	8 pm	<b>Player Summit [Natl Rk.] Stat</b>						
23	Maryland		23	SMU		*Omaha at Denver	9 pm	<b>Aaron Brennan</b>						
24	Butler		24	Maryland	2/23	*Fort Wayne at IUPUI	7 pm	FG Percentage	8th	50.6%				
25	Notre Dame		25	Butler		*South Dakota at Western Illinois	8 pm	<b>Darell Combs</b>						
<b>MID-MAJOR TOP 25</b> Week 15 (Feb. 13)					2/25	*Denver at South Dakota St.	5 pm	Scoring	8th	16.5 ppg				
						*South Dakota at IUPUI	7 pm	Assists	t-8th	2.9 apg				
					Rk	Team (1st)	Record	Pts.	Prev.	Conf.		FT Percentage	12th	77.6%
					1.	Gonzaga (31)	26-0	775	1	West Coast		3FG Made	15th	1.9/game
					2.	Wichita State	23-4	735	2	Missouri Valley	2/25	<b>Evan Hall</b>		
					3.	Illinois State	21-5	684	5	Missouri Valley		Off. Rebounding	t-2nd	2.6 rpg
					4.	Monmouth	21-5	681	6	Metro Atlantic		FG Percentage	3rd	57.5%
					5.	Saint Mary's	22-3	626	4	West Coast		Blocked Shots	6th	1.0 bpg
					6.	Akron	21-4	599	9	Mid-American		Rebounding	14th	5.5 rpg
					7.	Vermont	23-5	555	11	America East	3/4	<b>T.J. Henderson</b>		
					8.	New Mexico State	22-4	524	3	Western Athletic		3FG Percentage	9th	44.1%
					9.	Belmont	18-5	513	7	Ohio Valley	3/5	<b>D.J. McCall</b>		
					10.	UNCW	22-5	496	8	Colonial		Off. Rebounding	6th	2.1 rpg
					11.	Valparaiso	21-5	478	16	Horizon		Rebounding	18th	5.2 rpg
					12.	Furman	18-8	432	19	Southern	3/6	<b>Matt O'Leary</b>		
					13.	ETSU	20-6	365	10	Southern		3FG Percentage	3rd	46.2%
					14.	UT Arlington	18-6	358	15	Sun Belt		Def. Rebounding	6th	5.3 rpg
					15.	Arkansas State	18-7	303	12	Sun Belt		FG Percentage	6th	51.8%
					16.	Chattanooga	18-7	286	13	Southern		Rebounding	9th	6.2 rpg
					17.	Charleston	19-8	263	14	Colonial		3FG Made	14th	2.1/game
					18.	BYU	18-9	240	NR	West Coast		Blocked Shots	15th	0.5 bpg
					19.	Princeton	15-6	217	25	Ivy League		Assists	15th	2.3 apg
					20.	Georgia Southern	16-9	152	18	Sun Belt		Scoring	16th	13.8 ppg
					21.	Florida Gulf Coast	20-7	131	17	Atlantic Sun		<b>Ron Patterson</b>		
					22.	UNC Asheville	20-7	112	NR	Big South		Steals	11th	1.3 spg
23.	Bucknell	19-7	108	20	Patriot		3FG Made	12th	2.1/game					
24.	Winthrop	19-6	83	21	Big South		Scoring	30th	9.6 ppg					
25.	Oakland	19-7	48	NR	Horizon		<b>Kellon Thomas</b>							
								FT Percentage	1st [2nd]	93.5%				
								Assists	t-8th	2.9 apg				
								Scoring	29th	9.6 ppg				

## INSIDE THE SERIES

### vs. S. Dakota St. (8-13)

Date	Loc	Score	Res.
1-12-08	H	72-44	W
2-7-08	A	70-56	W
1-10-09	A	63-83	L
2-5-09	H	71-63	W
12-3-09	H	79-57	W
2-27-10	A	86-76	W
1-15-11	H	81-76	W
2-10-11	A	70-81	L
12-1-11	H	93-97	L
2-25-12	A	64-75	L
3-3-12	N	56-77	L
1-19-13	N	65-80	L
2-14-13	A	45-82	L
3-9-13	N	49-66	L
1-9-14	H	70-86	L
2-8-14	A	59-83	L
1-14-15	A	53-68	L
2-7-15	H	56-63	L
1-7-16	H	74-67	W
2-6-16	A	58-80	L
1-18-17	H	85-83	W

in Brookings: 2-7  
in Indianapolis: 6-3  
neutral: 0-3

## STATISTICAL COMPARISON

IUPUI	Category	SDSU
11-15	<b>Record</b>	12-16
5-7	<b>Conf. Record</b>	5-8
242	<b>RPI</b>	222
78.6	<b>Scoring Off.</b>	76.2
78.6	<b>Scoring Def.</b>	78.2
+0.0	<b>Scoring Margin</b>	-2.0
.454	<b>FG%</b>	.450
.468	<b>FG% Def.</b>	.454
.398	<b>3FG%</b>	.364
.367	<b>3FG% Def.</b>	.382
.688	<b>FT%</b>	.770
35.2	<b>Reb. Average</b>	34.4
35.0	<b>Opp. Reb. Average</b>	34.2
+0.2	<b>Rebound Margin</b>	+0.2
11.4	<b>Offensive Reb.</b>	9.7
23.7	<b>Defensive Reb.</b>	27.3
14.9	<b>Assists Avg.</b>	13.4
12.9	<b>TO Avg.</b>	13.0
13.5	<b>Opp. TO</b>	11.7
+0.6	<b>TO Margin</b>	-1.3
6.5	<b>Steals Avg.</b>	5.4
2.8	<b>Blocks Avg.</b>	2.2
9.2	<b>3FG Made</b>	9.4

## TALE OF THE TAPE

### PROJECTED SOUTH DAKOTA STATE STARTERS

#	Pos	Name	Ht.	Cl.	PPG	RPG	APG	FG	3FG	FT
3	G	Chris Howell	6-5	So.	6.6	3.6	1.3	.491	.000	.743
25	G	Lane Severyn	6-5	Jr.	2.7	2.2	0.6	.370	.316	.333
50	G	Michael Orris	6-3	Sr.	7.7	1.5	3.9	.480	.364	.689
23	F	Reed Tellinghuisen	6-7	Jr.	11.7	4.6	1.9	.397	.345	.825
24	F	Mike Daum	6-9	So.	23.8	7.9	1.6	.516	.435	.865

### OFF THE BENCH

1	G	Skyler Flatten	6-5	Jr.	5.0	1.9	0.8	.438	.360	.895
2	G	Tevin King	6-2	So.	4.8	3.8	1.8	.476	.304	.660
4	G	Sergio El Darwich	6-4	Fr.	2.8	3.3	2.5	.387	.333	.750
5	G	Beau Brown	6-1	R-Fr.	1.5	0.0	0.0	.500	1.000	---
20	G	Andre Wallace	6-1	Jr.	4.9	1.6	1.1	.370	.295	.490
32	F	Adam Dykman	6-7	R-Fr.	1.0	1.1	1.0	1.000	---	.750
35	F	A.J. Hess	6-7	Sr.	11.2	4.0	0.7	.388	.367	.848
45	F	Ian Thiesen	6-9	Jr.	5.7	3.1	0.8	.575	.464	.765

Head Coach: T.J. Otzelberger (1st season)

### JAGS RETURNERS VS. SOUTH DAKOTA STATE (sorted by ppg)

Name	GP-S	MPG	PPG	RPG	APG	FG	3FG	FT	HI
Darell Combs	3-3	29.0	15.0	1.0	3.0	14-36	4-14	13-16	18
Matt O'Leary	3-3	31.0	9.0	7.7	2.0	11-30	3-10	2-7	12
Evan Hall	2-2	25.5	7.5	3.5	0.5	6-11	0-0	3-4	8
D.J. McCall	3-2	23.0	7.3	3.0	0.3	9-16	1-2	3-4	9
T.J. Henderson	3-0	15.0	4.3	0.7	1.3	3-8	2-2	5-6	6
Aaron Brennan	5-3	12.0	2.6	2.6	0.6	5-13	1-1	2-2	7
Josh James	4-0	8.5	0.3	1.0	0.0	0-3	0-0	1-2	1
Grant Sinn	1-0	0.0	0.0	0.0	0.0	0-1	0-1	0-0	0

## NEWS, NOTES & STORYLINES

### NEW FIVE

Out of necessity, Head Coach **Jason Gardner** altered his starting five prior to the North Dakota State game and has gone 2-1 since then. Junior **Aaron Brennan** replaced the injured **Evan Hall** and has averaged 14.3 points and 5.3 rebounds in his lone three starts of the year.

### TOP-20 NATIONALLY

IUPUI has climbed to 18th in the country in three-point percentage at 39.8 percent and is 35th nationally with 9.2 threes made per game.

### 40+

IUPUI has four regulars all hitting better than 40 percent from deep - **Aaron Brennan** (21 3's, 48.8%), **Matt O'Leary** (54 3's, 46.2%), **T.J. Henderson** (26 3's, 44.1%) and **Ron Patterson** (55 3's, 41.7%).

### 50-50-50 CLUB

IUPUI's top three scorers - **Darell Combs** (50), **Matt O'Leary** (54) and **Ron Patterson** (55) - have all made at least 50 treys this season. It marks the first time in school history IUPUI has had a trio of player makes 50 treys in a season.

In 2007-08, IUPUI had three players make at least 40 treys that year as Gary Patterson (93), Austin Montgomery (72) and George Hill (49) all hit that mark.

### THOMAS AT THE LINE

Senior **Kellon Thomas** is ranked No. 2 nationally in free throw percentage at 93.5%, having hit 72-of-77 attempts. He made all 13 of his free throw attempts at Omaha on Wednesday night, marking the fourth most makes in a game without a miss in program history. His 13-of-13 effort was second-best in the program's Division I-era, trailing only a Stephen Thomas 14-of-14 effort against Valparaiso on Dec. 23, 2011.

The Indianapolis-native is on pace to eclipse the school record mark of .914, set by Gary Patterson in 2007-08. Only two players, Patterson and Nick David, have single-season marks of 90 percent or better.

**Thomas has made 33 straight free throws coming into play tonight.**

### BRENNAN STREAKING

Junior **Aaron Brennan** has scored in double-digits in the Jaguars' last six games, averaging 13.0 points and 4.7 rebounds per game during that span. The Noblesville-native is shooting 28-of-58 (48.3 percent) during that stretch and 11-of-18 (61.1 percent) from beyond the arc.

### COMBS AT THE HORN

Senior **Darell Combs** capped an 18-point performance against SDSU by knocking in the game-winner with 1.5 seconds left in overtime. The Chicago-native hit a pull-up 18-footer from the right wing to send the Jaguars to an 85-83 win.

Ironically, Combs had two other 'buzzers beaters' during the game, hitting a 25-footer from the right wing at the end of the first half and then hit a 30-footer from the top of the key as the shot clock was expiring with 3:25 to play.

### FOUR GAME-WINNERS

Combs became the fourth Jaguar to connect for a game-winner since Gardner's hire three years ago. Here are the others:

**P.J. Boutte** 15' floater at the horn vs. Ball State (71-69 / Nov. 22, 2014)  
**Marcellus Barksdale** layup at the horn at IPFW (84-82 / Jan. 23, 2016)  
**Jordan Pickett** wing 3 with :02 vs. NDSU (73-72 / Jan. 31, 2016)  
**Darell Combs** wing J with :01.5 vs. SDSU (85-83 / Jan. 18, 2017)

### SINCE THE START OF LEAGUE PLAY...

...IUPUI has had five different players score 20 or more in a game; **Darell Combs**, **Matt O'Leary**, **Kellon Thomas**, **D.J. McCall** and **Evan Hall** all have hit for 20-or-more in a Summit League game. Two others have been close as **Ron Patterson** has a 19-point game and **Aaron Brennan** has an 18-point game.

### SUMMIT LEAGUE OPENERS

Following the win over Western Illinois, Head Coach **Jason Gardner** is now 3-0 in Summit League openers. He previously won at Fort Wayne (63-58) on Jan. 4, 2014 and at South Dakota (77-66) last season.

### INSIDE THE COLISEUM

IUPUI is 16-5 (.762) at home the past two seasons and 21-13 (.618) since Gardner took over the program.

### 10 TREYS

IUPUI has made at least 10 threes in a game 12 times this season. That said, six of those 12 have come at home, where IUPUI is averaging hitting 10.4 triples per contest at a 44.3 percent clip.

The Jags have made at least 10 threes in five of the past eight games.

### COMBS NOTES (@KidDrrell1)

-Senior **Darell Combs** leads the Jags in scoring (16.5 ppg) and was voted preseason First Team All-Summit this season. Combs was a 2nd Team selection following last season.

-The Chicago-native has scored in double-digits 47 times in 57 career games and 21 of 26 this season. He's hit for 20-or-more eight times this season and 17 times in his career.

-Combs scored his 1,000th collegiate point in a 23-point effort in the win over Marian on Dec. 28. Including his 271 points scored at Eastern Michigan, Combs has 1,206 career points (935 at IUPUI) entering tonight's game. Combs needs to average 16.3 points over the final four regular season games to reach 1,000 in his IUPUI career.

-Combs hit his 100th career three against Denver on Jan. 21.

-Combs handed out his 100th career assist in the loss at Illinois.

-Combs capped his junior year with back-to-back 30+ scoring games, becoming the first IUPUI player to do so since **George Hill** achieved the feat in 2008.

### O'LEARY NOTES (@OLeary\_15)

-Senior **Matt O'Leary** had a streak of 19 straight games in double-digits snapped with a 9-point, 9-rebound effort against Denver on Jan. 21. He's scored in double-digits in 21 of 26 games this season.

-O'Leary entered this week ranking among The Summit League leaders in eight different categories including field goal percentage (5th), defensive rebounding (6th), three-point percentage (6th), rebounding (9th), blocked shots (13th), assists (14th), three-point field goals (15th) and scoring (16th).

-After scoring just 20-or-more once last season, O'Leary has done it six times this year, including a career-high 25 at Illinois.

-O'Leary led the Jags in scoring just three times last season, but has done so six times this year.

-O'Leary has started all 57 games of his IUPUI career.

-Achieved a 4.0 GPA during the fall semester. He was voted Academic All-District for the second straight year this year.

-Has 934 collegiate points - 254 in his two years at Loyola and 680 at IUPUI.

### K. THOMAS NOTES (@KellonCash5)

## NEWS & NOTES (CONT.)

-Thomas is averaging 12.3 points per game in Summit League play and has 32 assists against just 11 turnovers.  
-After scoring in double-digits just four times in non-conference play, has hit for dubs in eight Summit League games.  
-Has 988 points in his collegiate career - 738 at Kent State and 250 this season.

### PATTERSON NOTES (@Buss34)

-Not known as a three-point threat upon transferring from Syracuse, junior **Ron Patterson** has been lethal from deep to start the season. The Indianapolis-native made just 15-of-71 (21.1 percent) attempts in his two years with the Orange, but is 55-of-132 (41.7 percent) this year.  
-Patterson has hit at least three threes 11 times, including a career-high five on two different occasions.  
-Patterson leads the Jaguars with 34 steals and 55 threes made.  
-His stat line in a 15-point effort at Marquette earlier this season was three 3's and three dunks.

### LINEUP TWEAKS

IUPUI has used just three starting lineups this season with seniors **Matt O'Leary**, **Darell Combs** and **Kellon Thomas** having started every game this year.

### SMARTY CATS

The Jaguars posted an all-time best semester GPA of 3.09 during the fall. All total, 13 Jaguars posted a GPA of 3.0 or above, led by **Matt O'Leary's** 4.0 mark.

### MAJOR CONFERENCE FOES

IUPUI finished this season 0-4 against major conference foes with losses coming at Michigan, Marquette, Illinois and Northwestern. The Jags dropped those four games by an average margin of 16.8 points per game - the slimmest margin being an eight-point loss at Illinois.

### CENTURY MARKS

Just before Christmas, the IUPUI offense exploded, scoring 100-or-more points in back-to-back games for the first time since January 1995. The 100 points games in the wins over Urbana and Southern Utah are the first 100-point games since Gardner took over three seasons ago and was the first 100-point game since scoring 112 against Judson on Jan. 2, 2014.

During that span, IUPUI hit 75-of-121 (62 percent) from the floor and 30-of-57 (52.6 percent) from beyond the arc. In addition, the Jags had 49 assists on 75 buckets.

### SHOOTING 50

IUPUI is 15-1 (.938) when shooting 50 percent or better under Gardner and 32-7 (.821) when outshooting foes.

### DOWN 21

IUPUI was down 21 (59-38) with 14 minutes left at Miami before coming all the way back to tie the game in the final minute. Senior **Kellon Thomas** tied the score with a three with 29 seconds left before Miami scored the game's final three points to get the win.

### UPSET BID THWARTED

IUPUI just missed picking off Illinois on Dec. 6 before falling in Champaign, 85-77. IUPUI led for nearly half the game and was tied in the final minutes before fading late.

Senior **Matt O'Leary** led three Jags in double-digits with a career-high 25 points and **Darell Combs** added 18. Illinois needed a 32-point effort from All-Big Ten performer Malcolm Hill to stave off the Jaguars.

### 2K CLASSIC

IUPUI capped the four-game 2K Classic with a 2-2 record, losing road games at Michigan and Marquette and winning the Indianapolis Subregional of the event. IUPUI captured home wins over Howard (77-55) and Eastern Michigan (83-71). **Ron Patterson** was named Subregional MVP after averaging 16 points and making 9-of-17 threes.

He was joined on the All-Tournament Team by senior forward **Matt O'Leary**, who averaged 10.5 points, 9.5 rebounds, 4.0 assists and 1.5 steals over two games.

### JAGS GET DEFENSIVE

The most important stat in the Jags' wins over Howard and Eastern Michigan was how stingy the Jaguars' defense was - specifically on the perimeter. Howard and Eastern Michigan combined to hit just 36.3 percent from the field and 3-of-26 (11.5 percent) from three-point range.

Howard was 0-for-9 from three on Friday, marking the first time in IUPUI's Division I era (1998-present) that a foe hasn't hit at least one trey.

### NON-CONFERENCE HOME COOKING

IUPUI went 9-2 at home last season at home and hasn't lost a non-conference home game since a 73-64 loss to Eastern Kentucky on Dec. 13, 2014.

### FAMILIAR FACES

All total, IUPUI entered the season with eight guys with at least one season under their belts.  
Junior **Aaron Brennan** entered the year having played

## UNIVERSITY QUICK FACTS

<b>Location</b> .....	Indianapolis, Ind.
<b>Founded</b> .....	1969
<b>Nickname</b> .....	Jaguars
<b>Colors</b> .....	Red, gold & black
<b>Enrollment</b> .....	30,690
<b>Affiliation</b> .....	NCAA Division I
<b>Conference</b> .....	The Summit League
<b>Home Facility (Cap.)</b> .....	Indiana Farmers Coliseum (6,800)
<b>Chancellor</b> .....	Dr. Nasser Paydar
<b>Athletics Director</b> .....	Dr. Roderick Perry
<b>Website</b> .....	www.IUPUIJags.com
<b>Twitter</b> .....	@IUPUIJaguars
<b>Athletics Phone</b> .....	(317) 278-5247
<b>Mailing Address</b> .....	1000 Waterway Blvd. Indianapolis, IN 46202

## BASKETBALL HISTORY

<b>First Yr. of basketball</b> .....	1972
<b>Seasons of basketball</b> .....	45th
<b>Seasons of Division I basketball</b> .....	19th
<b>Division I (1998-pres.) Record</b> .....	247-266 (.481)
<b>NCAA Appearances</b> .....	1
<b>Last NCAA Appearance</b> .....	2003
<b>Last Postseason Appearance</b> .....	2010 (CBI - Second Round)

in 60 career games and made 33 starts at IUPUI while **Josh James** returned to the program after a season away from basketball. The 6-foot-9 James appeared in 52 games and made 13 starts from 2013-15 before taking last year off.

Six others - Combs, O'Leary, **Evan Hall**, **T.J. Henderson**, **D.J. McCall** and **Grant Sinn** - have one year of IUPUI experience.

O'Leary started all 32 games last season while Combs started 29 times. Hall made 11 starts and McCall made 15 starts as a true freshman in 2015-16 before redshirting last season.

### HOMECOMINGS

IUPUI was an easy choice for a pair of transfers, expected to play major roles this season. Both **Ron "Buss" Patterson** and **Kellon Thomas** are Indianapolis-natives and wanted to return to the Circle City to complete their college careers.

In addition, the duo played AAU basketball together alongside **Matt O'Leary** for Indiana Elite.

Another reason Patterson chose IUPUI was to honor his Broad Ripple High School teammate, the late **Steven Jamison**, who died of cancer in July 2010 who was committed to play at IUPUI and wore No. 25 (hence why Patterson wears 25). Patterson has a large 'Steven' tattoo across his chest, honoring his deceased friend.

Patterson chose IUPUI over a group that included Kent State, Ball State, Georgia State, Illinois State, Houston and Eastern Michigan. Thomas picked IUPUI over a group that included Purdue, Minnesota, Northwestern, Seton Hall, Ball State, Duquesne, Georgia State, UIC and Jacksonville.

### PRESEASON PICKS

IUPUI was picked fourth or fifth by nearly every major publication this season and was voted fifth in The Summit League's preseason polls. Here's a breakdown of where IUPUI sat in the preseason publications:

Athlon Sports (5th); Blue Ribbon (5th); NBC Sports (4th); USA Today (4th); Lindy's (5th); The Sporting News (5th).

### SCOURING THE HOOSIER STATE

The bulk of IUPUI's roster is made up of Indiana-natives as 13 of the 17 listed are from the Hoosier State. The only out-of-state players on the Jaguars' roster are Combs and true freshman **Elyjah Goss** (both from Illinois), sophomore **Evan Hall** (Kentucky) and true freshman **Giovanni Fraser** (Florida).

Of the 13 from the Hoosier State, five are from Indianapolis and Brennan is from a northern suburb of the city.

Of the current 17 players, Gardner has brought 14 to IUPUI. Only **Aaron Brennan**, **D.J. McCall** and **Josh James** were recruited by the previous staff.

### TRUE NEWBIES

IUPUI's collection of freshmen this season consists of signees **Anthony Jones**, **Elyjah Goss** and **Giovanni Fraser** and non-scholarship additions **Evan Borgman** and **Chad Hudson**.

Jones, a 6-foot-5 swingman, attended FCI Prep in Sebring, Fla., last season where he averaged better than 20 points, five boards and four assists per game.

Goss, a bouncy 6-foot-7 forward, earned honorable mention All-State honors in Illinois a year ago and finished as Plainfield (Ill.) East's career leader in rebounds.

Fraser, a 6-foot-8 post player, averaged 15 points, 11 rebounds and two blocked shots per game as a senior, earning Third Team All-Broward County honors for 4A-2A schools.

Borgman, a skilled 6-foot-9 forward, averaged better than 18 points, eight rebounds and three blocked shots

per game at Jac-Cen-Del High School.

Hudson, a 5-foot-11 guard, posted 11 points, four assists and 1.5 steals per game at Don Bosco Prep after a four-year career at Jeffersonville High School.

### SEEING RED

True freshmen **Evan Borgman**, **Elyjah Goss** and **Anthony Jones** are expected to redshirt the season, leaving Gardner with 13 players at his disposal when the team is fully healthy.

### MEDIA DEALS

Virtually every IUPUI game will be heard on 97.5 FM Fox Sports Radio and 1260 WNDE in Central Indiana this year. Morgan Adcock (pdp) returns to the mic as the Voice of the Jaguars again this season.

In addition, every IUPUI home game will be broadcast on ESPN3 as Greg Rakestraw (pdp) and Hall of Famer Bob Lovell (analyst) will be the primary tandem on the call.

### PLAYING PERCENTAGES

Below are the percentages returning of IUPUI's major statistical categories in 2016-17.

POINTS:	56.8% returns (1238/2181)
REBOUNDS:	51.4% returns (521/1014)
ASSISTS:	61.7% returns (219/355)
MINUTES:	51.6% returns (3,325/6,450)
3's MADE:	60.1% returns (110/183)
BLOCKS:	38.3% returns (31/81)
STEALS:	54.0% returns (115/213)

### THE DEPARTED

IUPUI's two-man senior class of **Marcellus Barksdale** and **Mason Archie** are both considered key losses, particularly at the defensive end.

The 6-foot-5 Barksdale finished his career ranked second all-time in games played (134) and made 95 starts in an IUPUI uniform. He was a two-time honorable mention All-Summit League selection, averaging 8.5 points and 5.1 rebounds per game his final season. He also finished his IUPUI career ranked among the program's top-10 all-time in rebounds, steals and blocked shots.

Archie, a two-year letterwinner, started 44 times in 62 appearances in an IUPUI uniform. He averaged 6.2 points per game and hit 51 threes and was considered the Jags' top perimeter defender last season.

Both inked professional deals this past summer with Barksdale signing to play with TG s.Oliver Wuerzburg in Germany's Pro B League and Archie signing with Barret-eros de Zacatecas in the top league in Mexico (LNBP).

### 7,054 POINTS

Few coaching staffs can match the production of the IUPUI coaching quartet during their respective playing days. All total, IUPUI's four coaches combined to score 7,054 points in their four-year careers, led by Gardner's 1,984 points at Arizona. Gardner later had his No. 22 jersey retired at Arizona.

Scott Gillespie scored 1,871 points in his four years at Ripon (Wisc.) College while Associate Head Coach Matt Crenshaw tallied 938 points in four seasons with the Jaguars.

The newest addition to the IUPUI coaching staff, former Purdue standout Roy Hairston, scored 574 points in two years with the Boilermakers from 1995-97. He scored 1,687 points in two seasons at Hutchinson (Kan.) Community College, finishing as the program's all-time leading scorer and earning a spot in the NJCAA Hall of Fame.



# 2016-17 MISCELLANEOUS STATISTICS

## IUPUI'S RECORD WHEN...

	'16-17	2017	Under
	Overall	Summit	Gardner
Home:	7-3	3-3	20-13
Away:	4-12	2-4	14-39
Neutral:	0-0	0-0	0-3
Overtime:	2-0	2-0	4-6
Lead @ Halftime:	10-3	5-1	28-8
Trail @ Halftime:	1-12	0-6	5-44
Tied @ Halftime:	0-0	0-0	1-3
Leading w/ 5:00 left:	10-1	4-1	27-4
Trailing w/ 5:00 left:	0-13	0-5	3-48
Tied w/ 5:00 left:	1-1	1-1	4-3
Shooting 50% or better:	4-0	2-0	15-1
Shooting 40-50%:	7-11	3-6	18-27
Shooting less than 40%:	0-4	0-1	1-27
Shooting better % than opp.	11-2	5-0	32-7
Shooting worse % than opp.	0-13	0-7	2-48
Scoring less than 60:	0-1	0-0	3-22
Score 60-69 pts:	0-6	0-2	4-18
Score 70-79 pts:	2-6	0-4	12-11
Score 80-89 pts:	6-2	4-1	12-4
Score 90+ pts:	3-0	1-0	3-0
Opp. scores less than 60:	1-0	0-0	6-5
Opp. scores 60-69 pts:	3-1	0-0	14-12
Opp. scores 70-79 pts:	3-7	2-4	7-21
Opp. scores 80-89 pts:	4-3	3-1	7-11
Opp. scores 90+ pts:	0-4	0-2	0-6
Commit less TO than opp.	7-7	3-3	16-20
Commit more TO than opp.	4-7	2-4	18-32
Commit same TO as opp.	0-1	0-0	0-3
Outrebound opponent:	8-3	4-2	22-16
Outrebounded:	2-11	1-5	11-37
Rebounding is equal:	1-1	0-0	1-2
Bench outscores opp.:	9-5	3-2	29-30
Bench is outscored:	2-8	2-3	5-22
Bench scoring is equal:	0-2	0-2	0-4
Hit more FT than opp.:	5-2	1-1	21-8
Hit less FT than opp.:	6-13	4-6	12-45
Hit same FT as opp.:	0-0	0-0	1-2
Hit more 3's than opp.:	9-7	4-4	16-19
Hit less 3's than opp.:	2-6	1-2	15-29
Hit same 3's as opp.:	0-2	0-1	3-7
Decided by 5 pts or less:	2-4	2-2	16-14
Decided by 6-10 points:	1-5	1-3	4-17
Decided by 10+ points:	8-6	2-2	14-24
In home whites:	7-3	3-3	21-13
In road blacks:	1-4	0-2	1-14
In road reds:	3-8	2-2	12-28
7 in double-digits:	1-0	0-0	1-0
6 in double-digits:	0-0	0-0	1-0
5 in double-digits:	3-1	1-1	4-2
4 in double-digits:	4-3	3-2	9-7
3 in double-digits:	3-9	1-4	10-16
2 in double-digits:	0-2	0-0	7-25
1 in double-digits:	0-0	0-0	2-3
0 in double-digits:	0-0	0-0	0-2
On Mondays:	1-0	0-0	1-6
On Tuesdays:	0-3	0-0	0-9
On Wednesdays:	4-3	3-2	6-7
On Thursdays:	0-1	0-1	2-9
On Fridays:	1-1	0-0	4-4
On Saturdays:	5-6	2-4	18-17
On Sundays:	0-1	0-0	3-4
In November:	2-5	0-0	6-14
In December:	5-3	1-0	9-15
In January:	2-6	2-6	13-12
In February:	2-1	2-1	6-12
In March:	0-0	0-0	0-2

## TIMES LED

Player	TIMES LED					GAMES WITH								TOTAL	
	Pts.	Reb.	Ass.	Stl.	Blk.	10+ Pts.	20+ Pts.	10+ Reb.	3+ Ass.	3+ Blk.	3+ Stl.	3+ 3's	6/16	Dunks	DbI-DBIs
0-Combs	10/28	1/2	9/23	7/17	1/1	20/47	8/17	0/0	12/24	0/0	0/5	6/16	0/1	0/0	0/0
1-Henderson	1/3	1/1	1/7	7/17	1/2	7/12	0/0	0/0	5/9	0/0	2/4	3/4	2/2	0/0	0/0
2-Jones	0/0	0/0	0/0	0/0	0/0	0/0	0/0	0/0	0/0	0/0	0/0	0/0	0/0	0/0	0/0
5-K.Thomas	2/2	0/0	9/9	7/7	0/0	12/12	2/2	0/0	16/16	0/0	0/0	1/1	0/0	0/0	0/0
11-James	0/0	0/1	0/0	0/3	0/8	0/1	0/0	0/1	0/0	0/0	0/1	0/0	2/2	0/0	0/0
12-Hudson	0/0	0/0	0/0	0/0	0/0	0/0	0/0	0/0	0/0	0/0	0/0	0/0	0/0	0/0	0/0
15-O'Leary	6/9	11/24	8/16	7/16	6/13	21/39	6/7	1/3	11/23	1/1	1/4	8/9	0/2	1/2	0/0
20-Sinn	0/0	0/0	0/0	0/0	0/0	0/0	0/0	0/0	0/0	0/0	0/0	0/0	0/0	0/0	0/0
22-McCall	2/4	6/9	4/7	6/12	4/5	3/7	1/1	3/3	5/9	0/0	0/1	1/1	6/11	0/0	0/0
24-Hall	2/2	10/12	0/1	1/4	12/16	7/11	1/1	3/3	1/3	3/3	0/0	0/0	9/10	2/2	0/0
25-Patterson	6/6	0/0	5/5	11/11	4/4	15/15	0/0	0/0	7/7	0/0	5/5	10/10	7/7	0/0	0/0
32-Goss	0/0	0/0	0/0	0/0	0/0	0/0	0/0	0/0	0/0	0/0	0/0	0/0	0/0	0/0	0/0
33-Fraser	0/0	1/1	0/0	0/0	1/1	0/0	0/0	0/0	0/0	0/0	0/0	0/0	0/0	0/0	0/0
35-N.Thomas	0/0	0/0	0/0	0/0	0/0	0/0	0/0	0/0	0/0	0/0	0/0	0/0	0/0	0/0	0/0
40-Borgman	0/0	0/0	0/0	0/0	0/0	0/0	0/0	0/0	0/0	0/0	0/0	0/0	0/0	0/0	0/0
45-Brennan	1/3	0/1	0/5	4/9	4/15	7/16	0/0	0/0	2/4	1/1	0/3	1/1	1/4	0/0	0/0

totals listed by season/career

## SPECIALTY STATS (IUPUI/OPP)

PP = Points in the Paint; POT = Points off Turnover; 2nd = 2nd Chance Points; BP = Bench Points

Opponent	Result	Largest Largest Lead							
		PP	POT	2nd	BP	Lead	Deficit	Changes	Ties
# St. Joseph's College	W, 87-74	40/14	18/26	12/6	35/20	25	1	1	1
at Eastern Kentucky	L, 87-97	30/20	10/17	8/19	29/19	1	24	2	0
at Michigan	L, 65-77	28/30	8/8	2/19	15/17	7	19	6	3
Howard	W, 77-55	20/22	19/1	12/11	28/20	30	-	0	0
E. Michigan	W, 83-71	32/38	13/14	16/10	20/15	22	5	5	4
at Marquette	L, 79-104	38/52	13/18	13/19	31/61	5	32	3	4
at SIUE	L, 58-61	32/26	12/12	8/6	13/18	3	6	13	5
at Illinois State	L, 63-77	22/40	14/15	5/18	5/9	3	18	6	3
at Ball State	W, 73-62	30/26	17/12	13/15	12/7	11	11	2	2
at Illinois	L, 77-85	28/24	18/16	8/8	15/14	5	10	10	7
at Miami (Ohio)	L, 68-71	28/36	21/20	18/10	25/18	-	21	0	1
Urbana	W, 109-67	34/14	14/14	14/6	44/29	46	-	0	1
at Southern Utah	W, 101-81	44/20	25/17	6/9	41/30	35	5	1	0
at Northwestern	L, 65-87	24/36	8/9	17/17	27/46	-	25	0	1
Marian	W, 81-60	30/30	19/10	4/4	32/18	31	3	6	3
*Western Illinois	W, 89-71	34/24	21/13	11/5	16/12	18	11	3	3
*at North Dakota State	L, 89-93	30/30	23/10	5/12	28/28	2	11	6	4
*at South Dakota	L, 74-85	32/46	20/31	8/8	13/21	8	11	10	6
*Omaha	L, 71-79	44/32	20/18	17/11	16/22	5	10	7	5
*at Oral Roberts	W, 91-85	36/26	10/16	16/11	23/16	11	5	2	5
*South Dakota State	W, 85-83	38/52	22/13	3/12	30/28	9	6	11	14
*Denver	L, 74-78	30/26	15/11	14/10	33/12	9	6	17	10
*at Fort Wayne	L, 73-103	34/48	11/26	6/9	35/35	4	31	1	0
*at Western Illinois	L, 69-78	26/34	16/11	4/5	33/6	4	9	8	7
*North Dakota State	W, 86-81	30/40	11/17	9/10	28/40	13	7	2	7
*at Omaha	W, 89-78	28/26	26/15	11/8	16/26	15	0	0	0
*Oral Roberts	L, 68-74	30/30	15/11	9/4	17/37	4	13	10	3
*at South Dakota State									
*at Denver									
*Fort Wayne									
*South Dakota									
Summit Quarters									
Summit Semis									
Summit Finals									
Season Highs		44/52	25/31	18/19	44/61	46	32	17	14
Season Lows		20/14	8/1	2/4	5/6	-	-	-	-
Totals		784/802	395/360	246/268	609/578	-	-	131	98
Averages		28.8/30.9	15.2/13.9	9.5/10.3	23.4/22.2			5.0	3.8

## WIN/LOSS MARGINS

Margin	W	L
1		
2	1	
3		2
4		2
5	1	
6	1	1
7		
8		2
9		1
10		1
11-15	3	3
16-20	1	
21-30	3	3
30+	1	

# 2016-2017 IUPUI STATISTICS

## IUPUI Basketball IUPUI Combined Team Statistics (as of Feb 11, 2017) All games



RECORD:	OVERALL	HOME	AWAY	NEUTRAL
ALL GAMES	11-15	7-3	4-12	0-0
CONFERENCE	5-7	3-3	2-4	0-0
NON-CONFERENCE	6-8	4-0	2-8	0-0

##	Player	gp-gs	min	avg	Total		3-Point		F-Throw		Rebounds				pf	dq	a	to	blk	stl	pts	avg
					fg-fga	fg%	3fg-fga	3fg%	ft-fa	ft%	off	def	tot	avg								
00	COMBS, Darell	26-26	840	32.3	152-364	.418	50-147	.340	76-98	.776	13	46	59	2.3	66	1	76	69	4	20	430	16.5
15	O'LEARY, Matt	26-26	758	29.2	131-253	.518	54-117	.462	44-61	.721	24	137	161	6.2	53	0	61	44	14	22	360	13.8
05	THOMAS, Kellon	26-26	735	28.3	76-217	.350	26-75	.347	72-77	.935	12	44	56	2.2	56	1	76	34	0	24	250	9.6
25	PATTERSON, Ron	26-10	613	23.6	89-198	.449	55-132	.417	16-24	.667	12	51	63	2.4	58	2	51	33	10	34	249	9.6
45	BRENNAN, Aaron	26-3	470	18.1	82-162	.506	21-43	.488	31-40	.775	23	61	84	3.2	56	2	21	27	7	12	216	8.3
24	HALL, Evan	25-23	509	20.4	77-134	.575	0-0	.000	33-82	.402	64	74	138	5.5	67	0	14	34	23	10	187	7.5
01	HENDERSON, T.J.	26-0	447	17.2	49-102	.480	26-59	.441	27-35	.771	9	30	39	1.5	41	1	45	30	2	25	151	5.8
22	McCALL, D.J.	26-16	546	21.0	44-104	.423	5-17	.294	34-61	.557	55	79	134	5.2	57	0	40	36	7	17	127	4.9
11	JAMES, Josh	26-0	202	7.8	17-36	.472	0-0	.000	11-15	.733	23	34	57	2.2	39	1	1	7	4	3	45	1.7
33	FRASER, Giovanni	14-0	81	5.8	6-14	.429	0-0	.000	6-14	.429	4	10	14	1.0	19	0	0	6	3	0	18	1.3
35	THOMAS, Noah	6-0	18	3.0	1-5	.200	0-1	.000	3-4	.750	1	3	4	0.7	6	0	0	6	0	0	5	0.8
20	SINN, Grant	6-0	11	1.8	1-6	.167	1-6	.167	0-0	.000	1	0	1	0.2	2	0	0	0	0	0	3	0.5
12	HUDSON, Chad	8-0	20	2.5	1-4	.250	1-3	.333	0-2	.000	0	3	3	0.4	3	0	2	3	0	1	3	0.4
Team											56	45	101				7					
Total.....		26	5250		726-1599	.454	239-600	.398	353-513	.688	297	617	914	35.2	523	8	387	336	74	168	2044	78.6
Opponents.....		26	5251		703-1501	.468	188-512	.367	449-593	.757	252	657	909	35.0	511	-	350	351	112	151	2043	78.6

TEAM STATISTICS	IUPUI	OPP
SCORING	2044	2043
Points per game	78.6	78.6
Scoring margin	+0.0	-
FIELD GOALS-ATT	726-1599	703-1501
Field goal pct	.454	.468
3 POINT FG-ATT	239-600	188-512
3-point FG pct	.398	.367
3-pt FG made per game	9.2	7.2
FREE THROWS-ATT	353-513	449-593
Free throw pct	.688	.757
F-Throws made per game	13.6	17.3
REBOUNDS	914	909
Rebounds per game	35.2	35.0
Rebounding margin	+0.2	-
ASSISTS	387	350
Assists per game	14.9	13.5
TURNOVERS	336	351
Turnovers per game	12.9	13.5
Turnover margin	+0.6	-
Assist/turnover ratio	1.2	1.0
STEALS	168	151
Steals per game	6.5	5.8
BLOCKS	74	112
Blocks per game	2.8	4.3
ATTENDANCE	9853	62780
Home games-Avg/Game	10-985	16-3924
Neutral site-Avg/Game	-	0-0

Date	Opponent		Score	Att.
11/11/16	at Eastern Kentucky	L	87-97	2300
11/13/16	at Michigan	L	65-77	10812
11/18/16	HOWARD	W	77-55	843
11/19/16	EASTERN MICHIGAN	W	83-71	863
11/22/16	at Marquette	L	79-104	11552
11/26/16	at SIUE	L	58-61	1028
11/30/16	at Illinois State	L	63-77	3717
12/03/16	at Ball State	W	73-62	2994
12/06/16	at Illinois	L	77-85	10536
12/10/16	at Miami	L	68-71	1268
12/12/16	URBANA	W	109-67	909
12/17/16	at Southern Utah	W	101-81	1012
12/20/16	at Northwestern	L	65-87	6452
12/28/16	MARIAN	W	81-60	1104
* 12/31/16	WESTERN ILLINOIS	W	89-71	1106
* 01/05/17	at North Dakota State	L	89-93	2728
* 01/07/17	at South Dakota	L	74-85	1908
* 01/11/17	OMAHA	L	71-79	842
* 01/14/17	at Oral Roberts	W	91-85	2595
* 01/18/17	SOUTH DAKOTA STATE	Wot	85-83	981
* 01/21/17	DENVER	L	74-78	1078
* 01/25/17	at Fort Wayne	L	73-103	1357
* 01/28/17	at Western Illinois	L	69-78	843
* 02/01/17	NORTH DAKOTA STATE	Wot	86-81	1098
* 02/08/17	at Omaha	W	89-78	1678
* 02/11/17	ORAL ROBERTS	L	68-74	1029

\* = Summit League game

Score by Periods	1st	2nd	OT	Totals
IUPUI	987	1036	21	2044
Opponents	999	1030	14	2043

# 2016-2017 IUPUI STATISTICS - SUMMIT LEAGUE ONLY

## IUPUI Basketball IUPUI Combined Team Statistics (as of Feb 11, 2017) Conference games



RECORD:	OVERALL	HOME	AWAY	NEUTRAL
ALL GAMES	5-7	3-3	2-4	0-0
CONFERENCE	5-7	3-3	2-4	0-0
NON-CONFERENCE	0-0	0-0	0-0	0-0

##	Player	gp-gs	min	avg	Total		3-Point		F-Throw		Rebounds				pf	dq	a	to	blk	stl	pts	avg
					fg-fga	fg%	3fg-fga	3fg%	ft-fa	ft%	off	def	tot	avg								
00	COMBS, Darell	12-12	410	34.2	70-170	.412	20-64	.313	30-38	.789	6	29	35	2.9	27	0	33	37	1	9	190	15.8
15	O'LEARY, Matt	12-12	354	29.5	57-118	.483	29-61	.475	16-25	.640	11	59	70	5.8	24	0	23	23	5	10	159	13.3
05	THOMAS, Kellon	12-12	340	28.3	43-107	.402	14-35	.400	48-51	.941	6	16	22	1.8	26	1	32	11	0	13	148	12.3
25	PATTERSON, Ron	12-0	276	23.0	42-87	.483	26-55	.473	12-16	.750	8	22	30	2.5	29	1	24	13	6	17	122	10.2
45	BRENNAN, Aaron	12-3	235	19.6	40-85	.471	12-24	.500	15-21	.714	12	29	41	3.4	21	1	8	14	2	6	107	8.9
24	HALL, Evan	11-9	244	22.2	41-69	.594	0-0	.000	9-26	.346	30	31	61	5.5	34	0	3	16	11	5	91	8.3
01	HENDERSON, T.J.	12-0	201	16.8	24-47	.511	12-24	.500	14-18	.778	4	11	15	1.3	18	0	19	17	1	9	74	6.2
22	McCALL, D.J.	12-12	281	23.4	19-54	.352	4-11	.364	7-15	.467	28	33	61	5.1	32	0	21	14	4	9	49	4.1
11	JAMES, Josh	12-0	96	8.0	8-15	.533	0-0	.000	0-1	.000	13	14	27	2.3	14	1	0	0	4	1	16	1.3
33	FRASER, Giovanni	3-0	8	2.7	0-2	.000	0-0	.000	2-2	1.000	0	0	0	0.0	1	0	0	1	0	0	2	0.7
20	SINN, Grant	2-0	1	0.5	0-0	.000	0-0	.000	0-0	.000	0	0	0	0.0	0	0	0	0	0	0	0	0.0
12	HUDSON, Chad	3-0	3	1.0	0-0	.000	0-0	.000	0-0	.000	0	0	0	0.0	0	0	0	0	0	0	0	0.0
35	THOMAS, Noah	1-0	1	1.0	0-0	.000	0-0	.000	0-0	.000	0	0	0	0.0	0	0	0	0	0	0	0	0.0
Team											24	22	46					4				
Total.....		12	2450		344-754	.456	117-274	.427	153-213	.718	142	266	408	34.0	226	4	163	150	34	79	958	79.8
Opponents.....		12	2450		348-683	.510	95-231	.411	197-259	.761	100	295	395	32.9	221	-	168	160	54	75	988	82.3

TEAM STATISTICS	IUPUI	OPP
SCORING	958	988
Points per game	79.8	82.3
Scoring margin	-2.5	-
FIELD GOALS-ATT	344-754	348-683
Field goal pct	.456	.510
3 POINT FG-ATT	117-274	95-231
3-point FG pct	.427	.411
3-pt FG made per game	9.8	7.9
FREE THROWS-ATT	153-213	197-259
Free throw pct	.718	.761
F-Throws made per game	12.8	16.4
REBOUNDS	408	395
Rebounds per game	34.0	32.9
Rebounding margin	+1.1	-
ASSISTS	163	168
Assists per game	13.6	14.0
TURNOVERS	150	160
Turnovers per game	12.5	13.3
Turnover margin	+0.8	-
Assist/turnover ratio	1.1	1.1
STEALS	79	75
Steals per game	6.6	6.3
BLOCKS	34	54
Blocks per game	2.8	4.5
ATTENDANCE	6134	11109
Home games-Avg/Game	6-1022	6-1852
Neutral site-Avg/Game	-	0-0

Date	Opponent		Score	Att.
* 12/31/16	WESTERN ILLINOIS	W	89-71	1106
* 01/05/17	at North Dakota State	L	89-93	2728
* 01/07/17	at South Dakota	L	74-85	1908
* 01/11/17	OMAHA	L	71-79	842
* 01/14/17	at Oral Roberts	W	91-85	2595
* 01/18/17	SOUTH DAKOTA STATE	Wot	85-83	981
* 01/21/17	DENVER	L	74-78	1078
* 01/25/17	at Fort Wayne	L	73-103	1357
* 01/28/17	at Western Illinois	L	69-78	843
* 02/01/17	NORTH DAKOTA STATE	Wot	86-81	1098
* 02/08/17	at Omaha	W	89-78	1678
* 02/11/17	ORAL ROBERTS	L	68-74	1029

\* = Summit League game

### FUTURE JAGS - IUPUI INKS TWO EARLY

IUPUI inked two during the early signing period, signing 6-foot-8 forward **Brandon Hau (Mukwanago, Wisc./Mukwanago)** and 6-foot guard **Jaylen Minnett (Terre Haute, Ind./Terre Haute South)** to National Letters of Intent.

Hau averaged 16.3 points and 7.5 boards per game as a junior and chose IUPUI over Air Force, Drake, Elon, Iowa, Navy, North Dakota State and South Dakota.

Minnett averaged 21.6 points, 5.0 assists and 4.8 boards per game last season. Minnett chose IUPUI over interest from Ball State, Kent State and Xavier.

Score by Periods	1st	2nd	OT	Totals
IUPUI	474	463	21	958
Opponents	481	493	14	988



# STATISTICAL SPLITS

## Wins (11 total)

#	Player	gp-gs	min	avg	Total		3-Point		F-Throw		Rebounds				pf	dq	a	to	blk	stl	pts	avg
					fg-fga	fg%	3fg-fga	3fg%	ft-fa	ft%	off	def	tot	avg								
00	COMBS, Darell	11-11	339	30.8	64-134	.478	29-65	.446	33-41	.805	3	17	20	1.8	25	1	33	26	4	10	190	17.3
15	O'LEARY, Matt	11-11	339	30.8	65-106	.613	30-51	.588	9-16	.563	6	65	71	6.5	19	0	34	21	7	15	169	15.4
05	THOMAS, Kellon	11-11	308	28.0	39-90	.433	13-30	.433	34-36	.944	2	18	20	1.8	21	0	41	15	0	13	125	11.4
25	PATTERSON, Ron	11-3	255	23.2	40-83	.482	25-56	.446	8-13	.615	5	28	33	3.0	21	0	23	14	2	13	113	10.3
45	BRENNAN, Aaron	11-2	193	17.5	40-75	.533	10-18	.556	11-14	.786	12	26	38	3.5	21	0	11	11	2	5	101	9.2
24	HALL, Evan	10-9	201	20.1	32-49	.653	0-0	.000	23-45	.511	28	30	58	5.8	29	0	10	14	10	6	87	8.7
01	HENDERSON, T.J.	11-0	198	18.0	22-43	.512	11-26	.423	17-18	.944	4	17	21	1.9	20	0	20	15	1	14	72	6.5
22	McCALL, D.J.	11-8	234	21.3	22-53	.415	4-10	.400	13-24	.542	26	41	67	6.1	20	0	27	13	2	6	61	5.5
11	JAMES, Josh	11-0	103	9.4	11-19	.579	0-0	.000	3-4	.750	13	14	27	2.5	18	1	0	4	2	2	25	2.3
33	FRASER, Giovanni	5-0	39	7.8	3-4	.750	0-0	.000	4-10	.400	2	9	11	2.2	10	0	0	2	2	0	10	2.0
35	THOMAS, Noah	4-0	15	3.8	1-5	.200	0-1	.000	3-4	.750	1	3	4	1.0	6	0	0	6	0	0	5	1.3
20	SINN, Grant	4-0	10	2.5	1-6	.167	1-6	.167	0-0	.000	1	0	1	0.3	2	0	0	0	0	0	3	0.8
12	HUDSON, Chad	5-0	16	3.2	1-3	.333	1-3	.333	0-2	.000	0	2	2	0.4	3	0	2	3	0	1	3	0.6
Team											26	21	47					3				
Total.....		11	2250		341-670	.509	124-266	.466	158-227	.696	129	291	420	38.2	215	2	201	147	32	85	964	87.6
Opponents.....		11	2250		278-650	.428	72-215	.335	166-223	.744	112	242	354	32.2	216	-	121	157	36	65	794	72.2

## Losses (15 total)

#	Player	gp-gs	min	avg	Total		3-Point		F-Throw		Rebounds				pf	dq	a	to	blk	stl	pts	avg
					fg-fga	fg%	3fg-fga	3fg%	ft-fa	ft%	off	def	tot	avg								
00	COMBS, Darell	15-15	501	33.4	88-230	.383	21-82	.256	43-57	.754	10	29	39	2.6	41	0	43	43	0	10	240	16.0
15	O'LEARY, Matt	15-15	419	27.9	66-147	.449	24-66	.364	35-45	.778	18	72	90	6.0	34	0	27	23	7	7	191	12.7
25	PATTERSON, Ron	15-7	358	23.9	49-115	.426	30-76	.395	8-11	.727	7	23	30	2.0	37	2	28	19	8	21	136	9.1
05	THOMAS, Kellon	15-15	427	28.5	37-127	.291	13-45	.289	38-41	.927	10	26	36	2.4	35	1	35	19	0	11	125	8.3
45	BRENNAN, Aaron	15-1	277	18.5	42-87	.483	11-25	.440	20-26	.769	11	35	46	3.1	35	2	10	16	5	7	115	7.7
24	HALL, Evan	15-14	308	20.5	45-85	.529	0-0	.000	10-37	.270	36	44	80	5.3	38	0	4	20	13	4	100	6.7
01	HENDERSON, T.J.	15-0	249	16.6	27-59	.458	15-33	.455	10-17	.588	5	13	18	1.2	21	1	25	15	1	11	79	5.3
22	McCALL, D.J.	15-8	312	20.8	22-51	.431	1-7	.143	21-37	.568	29	38	67	4.5	37	0	13	23	5	11	66	4.4
11	JAMES, Josh	15-0	99	6.6	6-17	.353	0-0	.000	8-11	.727	10	20	30	2.0	21	0	1	3	2	1	20	1.3
33	FRASER, Giovanni	9-0	42	4.7	3-10	.300	0-0	.000	2-4	.500	2	1	3	0.3	9	0	0	4	1	0	8	0.9
20	SINN, Grant	2-0	1	0.5	0-0	.000	0-0	.000	0-0	.000	0	0	0	0.0	0	0	0	0	0	0	0	0.0
12	HUDSON, Chad	3-0	4	1.3	0-1	.000	0-0	.000	0-0	.000	0	1	1	0.3	0	0	0	0	0	0	0	0.0
35	THOMAS, Noah	2-0	3	1.5	0-0	.000	0-0	.000	0-0	.000	0	0	0	0.0	0	0	0	0	0	0	0	0.0
Team											30	24	54					4				
Total.....		15	3000		385-929	.414	115-334	.344	195-286	.682	168	326	494	32.9	308	6	186	189	42	83	1080	72.0
Opponents.....		15	3001		425-851	.499	116-297	.391	283-370	.765	140	415	555	37.0	295	-	229	194	76	86	1249	83.3

## Home (7-3)

#	Player	gp-gs	min	avg	Total		3-Point		F-Throw		Rebounds				pf	dq	a	to	blk	stl	pts	avg
					fg-fga	fg%	3fg-fga	3fg%	ft-fa	ft%	off	def	tot	avg								
00	COMBS, Darell	10-10	313	31.3	58-132	.439	23-56	.411	28-41	.683	3	14	17	1.7	25	1	29	20	3	6	167	16.7
15	O'LEARY, Matt	10-10	303	30.3	43-84	.512	21-42	.500	14-21	.667	6	72	78	7.8	18	0	24	17	5	8	121	12.1
25	PATTERSON, Ron	10-2	254	25.4	38-80	.475	24-58	.414	8-12	.667	5	30	35	3.5	18	0	22	14	3	14	108	10.8
05	THOMAS, Kellon	10-10	279	27.9	37-92	.402	10-28	.357	20-23	.870	2	11	13	1.3	17	0	34	12	0	12	104	10.4
45	BRENNAN, Aaron	10-2	192	19.2	38-75	.507	11-19	.579	12-15	.800	14	22	36	3.6	15	0	9	11	2	6	99	9.9
24	HALL, Evan	9-8	186	20.7	30-45	.667	0-0	.000	20-37	.541	25	24	49	5.4	24	0	10	14	13	3	80	8.9
01	HENDERSON, T.J.	10-0	176	17.6	23-39	.590	12-22	.545	14-14	1.000	2	15	17	1.7	14	0	17	15	1	10	72	7.2
22	McCALL, D.J.	10-8	199	19.9	14-39	.359	1-3	.333	5-12	.417	20	34	54	5.4	18	0	17	9	2	3	34	3.4
33	FRASER, Giovanni	3-0	31	10.3	3-4	.750	0-0	.000	2-4	.500	2	5	7	2.3	9	0	0	2	1	0	8	2.7
11	JAMES, Josh	10-0	86	8.6	9-16	.563	0-0	.000	3-5	.600	8	14	22	2.2	14	0	0	3	3	3	21	2.1
35	THOMAS, Noah	3-0	12	4.0	0-3	.000	0-0	.000	3-4	.750	1	2	3	1.0	4	0	0	4	0	0	3	1.0
20	SINN, Grant	3-0	7	2.3	1-4	.250	1-4	.250	0-0	.000	1	0	1	0.3	1	0	0	0	0	0	3	1.0
12	HUDSON, Chad	4-0	12	3.0	1-3	.333	1-3	.333	0-2	.000	0	2	2	0.5	2	0	1	3	0	1	3	0.8
Team											23	16	39					3				
Total.....		10	2050		295-616	.479	104-235	.443	129-190	.679	112	261	373	37.3	179	1	163	127	33	66	823	82.3
Opponents.....		10	2050		261-598	.436	65-193	.337	132-177	.746	102	246	348	34.8	192	-	106	137	42	64	719	71.9

## Road (4-12)

Road (4-12)			Total				3-Point		F-Throw		Rebounds															
##	Player	gp-gs	min	avg	fg-fga	fg%	3fg-fga	3fg%	ft-fa	ft%	off	def	tot	avg	pf	dq	a	to	blk	stl	pts	avg				
00	COMBS, Darell	16-16	527	32.9	94-232	.405	27-91	.297	48-57	.842	10	32	42	2.6	41	0	47	49	1	14	263	16.4				
15	O'LEARY, Matt	16-16	455	28.4	88-169	.521	33-75	.440	30-40	.750	18	65	83	5.2	35	0	37	27	9	14	239	14.9				
05	THOMAS, Kellon	16-16	456	28.5	39-125	.312	16-47	.340	52-54	.963	10	33	43	2.7	39	1	42	22	0	12	146	9.1				
25	PATTERSON, Ron	16-8	359	22.4	51-118	.432	31-74	.419	8-12	.667	7	21	28	1.8	40	2	29	19	7	20	141	8.8				
45	BRENNAN, Aaron	16-1	278	17.4	44-87	.506	10-24	.417	19-25	.760	9	39	48	3.0	41	2	12	16	5	6	117	7.3				
24	HALL, Evan	16-15	323	20.2	47-89	.528	0-0	.000	13-45	.289	39	50	89	5.6	43	0	4	20	10	7	107	6.7				
22	McCALL, D.J.	16-8	347	21.7	30-65	.462	4-14	.286	29-49	.592	35	45	80	5.0	39	0	23	27	5	14	93	5.8				
01	HENDERSON, T.J.	16-0	271	16.9	26-63	.413	14-37	.378	13-21	.619	7	15	22	1.4	27	1	28	15	1	15	79	4.9				
11	JAMES, Josh	16-0	116	7.3	8-20	.400	0-0	.000	8-10	.800	15	20	35	2.2	25	1	1	4	1	0	24	1.5				
33	FRASER, Giovanni	11-0	50	4.5	3-10	.300	0-0	.000	4-10	.400	2	5	7	0.6	10	0	0	4	2	0	10	0.9				
35	THOMAS, Noah	3-0	6	2.0	1-2	.500	0-1	.000	0-0	.000	0	1	1	0.3	2	0	0	2	0	0	2	0.7				
20	SINN, Grant	3-0	4	1.3	0-2	.000	0-2	.000	0-0	.000	0	0	0	0.0	1	0	0	0	0	0	0	0.0				
12	HUDSON, Chad	4-0	8	2.0	0-1	.000	0-0	.000	0-0	.000	0	1	1	0.3	1	0	1	0	0	0	0	0.0				
Team											33	29	62					4								
Total.....		16	3200		431-983	.438	135-365	.370	224-323	.693	185	356	541	33.8	344	7	224	209	41	102	1221	76.3				
Opponents.....		16	3201		442-903	.489	123-319	.386	317-416	.762	150	411	561	35.1	319	-	244	214	70	87	1324	82.8				

## 2016-2017 POINTS-REBOUNDS-ASSISTS

Opponent	Date	Score	00	01	05	11	12	15	20
			COMBS,DARE	HENDERSON,	THOMAS,KEL	JAMES,JOSH	HUDSON,CHA	O'LEARY,MA	SINN,GRANT
at Eastern Kentucky	11/11/16	87-97	L 28-0-4	10-3-1	11-4-2	3-4-0	DNP	7-6-2	DNP
at Michigan	11/13/16	65-77	L 22-2-2	2-1-2	10-4-3	0-3-0	DNP	13-3-1	DNP
HOWARD	11/18/16	77-55	w 11-0-2	14-2-1	7-0-3	4-1-0	0-1-0	10-10-4	0-0-0
EASTERN MICHIGAN	11/19/16	83-71	w 9-0-7	0-1-1	14-1-6	2-3-0	DNP	11-9-4	DNP
at Marquette	11/22/16	79-104	L 15-0-4	6-2-2	2-3-2	2-1-0	0-1-0	12-9-5	DNP
at SIUE	11/26/16	58-61	L 16-4-2	2-2-6	0-2-2	2-2-0	DNP	22-8-2	DNP
at Illinois State	11/30/16	63-77	L 13-3-3	0-0-0	9-2-2	0-0-0	DNP	17-7-3	DNP
at Ball State	12/03/16	73-62	w 21-1-4	0-0-1	6-4-5	0-2-0	DNP	20-3-3	DNP
at Illinois	12/06/16	77-85	L 18-3-4	0-0-1	6-3-1	2-2-0	DNP	25-6-1	DNP
at Miami	12/10/16	68-71	L 13-2-3	5-1-1	6-2-4	0-2-1	DNP	11-8-2	DNP
URBANA	12/12/16	109-67	w 28-2-2	11-6-3	11-3-5	2-2-0	3-1-1	10-9-3	3-1-0
at Southern Utah	12/17/16	101-81	w 16-2-3	11-4-3	9-3-3	4-2-0	0-0-1	20-0-2	0-0-0
at Northwestern	12/20/16	65-87	L 7-3-1	10-1-2	3-2-3	5-1-0	DNP	13-7-4	DNP
MARIAN	12/28/16	81-60	w 23-2-2	6-1-2	8-1-3	3-5-0	0-0-0	10-6-2	0-0-0
WESTERN ILLINOIS	12/31/16	89-71	w 28-3-3	7-2-1	15-1-3	4-2-0	0-0-0	20-9-3	DNP
at North Dakota State	01/05/17	89-93	L 13-2-3	7-3-1	21-3-3	2-5-0	DNP	16-5-3	DNP
at South Dakota	01/07/17	74-85	L 27-5-2	3-1-0	7-3-1	2-2-0	0-0-0	14-7-2	0-0-0
OMAHA	01/11/17	71-79	L 13-2-2	2-0-0	10-0-4	2-4-0	DNP	11-6-0	DNP
at Oral Roberts	01/14/17	91-85	w 8-4-1	3-0-2	15-2-3	2-3-0	DNP	17-5-5	DNP
SOUTH DAKOTA STATE	01/18/17	85-83	w 18-2-0	4-2-3	11-0-4	0-2-0	DNP	10-7-4	DNP
DENVER	01/21/17	74-78	L 9-1-2	8-1-2	11-1-0	0-0-0	DNP	9-9-0	DNP
at Fort Wayne	01/25/17	73-103	L 7-6-5	11-1-3	9-3-4	0-1-0	0-0-0	9-4-0	0-0-0
at Western Illinois	01/28/17	69-78	L 21-3-4	4-1-2	7-2-1	0-3-0	DNP	6-1-0	DNP
NORTH DAKOTA STATE	02/01/17	86-81	w 10-2-7	11-1-2	4-4-3	4-3-0	DNP	24-9-2	DNP
at Omaha	02/08/17	89-78	w 18-2-2	5-2-1	25-1-3	0-2-0	DNP	17-4-2	DNP
ORAL ROBERTS	02/11/17	68-74	L 18-3-2	9-1-2	13-2-3	0-0-0	DNP	6-4-2	DNP

Opponent	Date	Score	22	24	25	33	35	45
			MCCALL,DJ	HALL,EVAN	PATTERSON,	FRASER,GIO	THOMAS,NOA	BRENNAN,AA
at Eastern Kentucky	11/11/16	87-97	L 5-3-1	1-10-0	11-0-1	2-0-0	DNP	9-4-3
at Michigan	11/13/16	65-77	L 6-7-1	3-5-0	2-1-1	0-0-0	DNP	7-2-0
HOWARD	11/18/16	77-55	w 2-4-3	6-2-2	15-2-2	3-2-0	1-0-0	4-1-2
EASTERN MICHIGAN	11/19/16	83-71	w 5-3-0	12-11-2	17-5-1	DNP	DNP	13-5-0
at Marquette	11/22/16	79-104	L 10-6-1	4-1-0	15-1-2	4-2-0	0-0-0	9-3-0
at SIUE	11/26/16	58-61	L 1-2-0	4-1-0	3-3-2	DNP	DNP	8-5-0
at Illinois State	11/30/16	63-77	L 0-3-0	4-7-0	15-2-3	0-1-0	DNP	5-4-0
at Ball State	12/03/16	73-62	w 6-13-2	14-6-0	0-1-1	DNP	DNP	6-2-0
at Illinois	12/06/16	77-85	L 8-1-1	10-6-0	3-2-2	0-0-0	DNP	5-2-0
at Miami	12/10/16	68-71	L 14-7-0	5-9-1	8-2-0	0-0-0	DNP	6-2-1
URBANA	12/12/16	109-67	w 4-4-2	12-3-4	10-6-3	0-3-0	2-3-0	13-5-4
at Southern Utah	12/17/16	101-81	w 4-4-1	11-3-1	15-3-6	2-4-0	2-1-0	7-3-2
at Northwestern	12/20/16	65-87	L 9-5-0	6-8-0	8-2-1	0-0-0	DNP	4-1-0
MARIAN	12/28/16	81-60	w 4-11-7	4-5-1	5-3-2	5-2-0	0-0-0	13-4-1
WESTERN ILLINOIS	12/31/16	89-71	w 2-9-0	8-7-0	2-2-0	DNP	DNP	3-3-0
at North Dakota State	01/05/17	89-93	L 3-11-2	8-5-1	11-2-3	DNP	DNP	8-4-1
at South Dakota	01/07/17	74-85	L 2-0-3	11-4-1	5-1-1	0-0-0	DNP	3-0-2
OMAHA	01/11/17	71-79	L 0-8-2	21-11-0	10-2-4	DNP	DNP	2-3-0
at Oral Roberts	01/14/17	91-85	w 21-6-5	7-8-0	12-3-0	0-0-0	DNP	6-2-1
SOUTH DAKOTA STATE	01/18/17	85-83	w 9-4-0	7-5-0	19-4-2	DNP	DNP	7-1-0
DENVER	01/21/17	74-78	L 6-4-0	6-2-0	13-5-4	DNP	DNP	12-2-0
at Fort Wayne	01/25/17	73-103	L 2-4-1	11-0-0	11-2-0	2-0-0	0-0-0	11-4-1
at Western Illinois	01/28/17	69-78	L 0-2-1	2-8-0	17-2-3	DNP	DNP	12-6-1
NORTH DAKOTA STATE	02/01/17	86-81	w 2-3-3	DNP	13-3-3	DNP	DNP	18-8-1
at Omaha	02/08/17	89-78	w 2-6-4	6-8-0	5-1-3	DNP	DNP	11-4-0
ORAL ROBERTS	02/11/17	68-74	L 0-4-0	4-3-1	4-3-1	DNP	DNP	14-4-1

## 2016-2017 INDIVIDUAL SUPERLATIVES

	IUPUI	Opponent
<b>Points</b>	28 - three times	32 - Malcolm Hill at Illinois (12/6/16)
<b>Field Goals Made</b>	11 - Darell Combs vs. W. Illinois (12/31/16)	11 - Malcolm Hill at Illinois (12/6/16)
<b>Field Goals Attempted</b>	19 - twice	18 - twice
<b>Highest FG Pct. (min. 5 made)</b>	.889 (8-9) - Matt O'Leary at S. Utah (12/17/16)	1.000 (6-6) - Luke Fischer at Marquette (11/22/16)
<b>3-Pt Field Goals Made</b>	6 - twice	5 - twice
<b>3-Pt Field Goals Attempted</b>	10 - Darell Combs at Ball State (12/3/16)	12 - Sean Sellers at Ball State (12/3/16)
<b>3-Pt FG Pct. (min. 3 made)</b>	1.000 (3-3) - Kellon Thomas at Oral Roberts (1/14/17)	.750 (3-4) - four times
<b>Free Throws Made</b>	13 - Kellon Thomas at Omaha (2/8/17)	16 - Asante Gist at EKU (11/11/16)
<b>Free Throws Attempted</b>	13 - Kellon Thomas at Omaha (2/8/17)	22 - Asante Gist at EKU (11/11/16)
<b>Free Throw Pct. (min. 5 made)</b>	1.000 (13-13) - Kellon Thomas at Omaha (2/8/17)	1.000 (12-12) - Nick Mayo at EKU (11/11/16)
<b>Offensive Rebounds</b>	6 - twice	6 - twice
<b>Defensive Rebounds</b>	10 - Matt O'Leary vs. Howard (11/18/16)	12 - Sanjay Lumpkin at Northwestern (12/20/16)
<b>Total Rebounds</b>	13 - D.J. McCall at Ball State (12/3/16)	14 - D.J. Wilson at Michigan (11/13/16)
<b>Assists</b>	7 - three times	9 - twice
<b>Turnovers</b>	6 - Darell Combs at N. Dakota State (1/5/17)	7 - Michael Weathers at Miami (OH) (12/10/16)
<b>Blocked Shots</b>	3 - four times	6 - Gavin Skelly at Northwestern (12/20/16)
<b>Steals</b>	4 - three times	5 - twice
<b>Minutes Played (regulation game)</b>	39 - Darell Combs at SIUE (11/26/16)	39 - twice
<b>Minutes Played (OT game)</b>	41 - Matt O'Leary vs. N. Dakota State (2/1/17)	41 - twice

## 2016-2017 COMPARISON STATISTICS

Opponent	1st	2nd	Score	Mar	Total FG	FG Pct	3-Pointers	3FG Pct	Free Throws	FT Pct	Rebounds	Assist	T/Over	Block	Steal	Fouls	
Eastern Kentucky	28/42	59/55	87-97	(10)	29-66/21-52	.439/.404	9-25/10-25	.360/.400	20-27/45-56	.741/.804	37/37	-	14/11	14/13	5/3	3/3	37/28
Michigan	32/43	33/34	65-77	(12)	23-57/27-60	.404/.450	5-14/7-21	.357/.333	14-19/16-18	.737/.889	31/40	(9)	10/10	8/9	2/7	3/4	17/15
HOWARD	39/23	38/32	77-55	+22	25-53/16-45	.472/.356	12-30/0-9	.400/.000	15-30/23-34	.500/.676	33/40	(7)	19/4	7/14	0/4	7/1	29/25
EASTERN MICHIGAN	36/22	47/49	83-71	+12	27-57/25-68	.474/.368	10-20/3-17	.500/.176	19-26/18-22	.731/.818	42/37	+5	21/8	19/14	1/4	9/12	20/22
Marquette	37/57	42/47	79-104	(25)	28-68/36-63	.412/.571	6-20/9-23	.300/.391	17-25/23-26	.680/.885	30/39	(9)	16/22	14/13	0/4	7/9	20/24
SIUE	35/34	23/27	58-61	(3)	24-53/18-51	.381/.353	4-16/3-12	.250/.250	6-11/22-31	.545/.710	35/46	(11)	14/7	10/15	2/1	6/2	26/19
Illinois State	29/44	34/33	63-77	(14)	21-54/30-60	.389/.500	6-19/6-18	.316/.333	15-20/11-21	.750/.524	31/42	(11)	11/18	14/13	5/9	6/7	17/20
Ball State	29/36	44/26	73-62	+11	25-56/25-62	.446/.403	6-20/9-29	.300/.310	17-25/3-10	.680/.300	38/38	-	16/16	11/14	2/3	8/1	16/21
Illinois	42/41	35/44	77-85	(8)	27-60/27-49	.450/.551	8-26/7-16	.308/.438	15-18/24-30	.833/.800	28/29	(1)	10/14	14/15	2/2	7/7	20/15
Miami	28/42	40/29	68-71	(3)	25-61/27-59	.410/.458	10-33/8-20	.303/.400	8-15/9-15	.533/.600	38/34	+4	13/17	17/17	6/3	9/4	21/20
URBANA	58/35	51/32	109-67	+42	37-58/23-69	.638/.333	17-29/10-29	.586/.345	18-22/11-11	.818/1000	50/20	+30	27/10	21/10	3/0	3/11	16/19
Southern Utah	51/29	50/52	101-81	+20	38-63/25-52	.603/.481	13-28/7-17	.464/.412	12-20/24-31	.600/.774	34/26	+8	22/13	14/18	3/1	10/3	25/20
Northwestern	31/46	34/41	65-87	(22)	24-67/31-64	.358/.484	6-22/9-26	.273/.346	11-21/16-18	.524/.889	37/47	(10)	11/23	7/9	2/12	4/3	18/20
MARIAN	38/24	43/36	81-60	+21	29-62/24-64	.468/.375	10-24/5-19	.417/.263	13-21/7-11	.619/.636	42/39	+3	20/9	16/17	7/5	7/9	15/22
WESTERN ILLINOIS	47/39	42/32	89-71	+18	31-65/27-61	.477/.443	7-14/10-24	.500/.417	20-23/7-11	.870/.636	41/31	+10	10/12	10/15	3/4	6/4	17/21
North Dakota State	41/42	48/51	89-93	(4)	28-76/27-52	.368/.519	12-30/10-20	.400/.500	21-28/29-39	.750/.744	45/33	+12	17/16	12/11	1/2	7/6	27/23
South Dakota	37/39	37/46	74-85	(11)	26-55/30-53	.473/.566	8-16/4-11	.500/.364	14-18/21-31	.778/.677	27/29	(2)	12/14	17/12	1/6	1/7	25/20
OMAHA	32/40	39/39	71-79	(8)	29-71/30-64	.408/.469	5-19/7-21	.263/.333	8-14/12-18	.571/.667	44/40	+4	12/13	17/14	4/10	7/10	19/18
Oral Roberts	50/47	41/38	91-85	+6	34-62/30-60	.548/.500	11-22/9-17	.500/.529	12-18/16-17	.667/.941	36/25	+11	17/17	15/11	2/4	7/8	17/19
SOUTH DAKOTA STATE	45/43	33/35	85-83	+2	33-69/32-58	.478/.552	11-28/4-15	.393/.267	8-14/15-23	.571/.652	33/36	(3)	13/12	8/16	5/5	1/4	20/16
DENVER	43/38	31/40	74-78	(4)	26-57/30-56	.456/.536	9-23/9-22	.391/.409	13-19/9-12	.684/.750	26/38	(12)	8/16	8/14	3/3	4/3	12/18
Fort Wayne	32/48	41/55	73-103	(30)	26-59/38-66	.441/.576	8-20/13-30	.400/.433	13-22/14-16	.591/.875	28/37	(9)	14/22	20/16	2/7	5/13	14/23
Western Illinois	29/30	40/48	68-78	(9)	24-58/28-54	.414/.519	10-27/6-17	.370/.353	11-15/16-22	.733/.727	32/33	(1)	12/14	9/10	5/5	7/4	19/14
NORTH DAKOTA STATE	42/35	30/37	86-81	+5	33-67/29-65	.493/.446	14-24/9-22	.583/.409	6-7/14-18	.857/.778	37/36	+1	21/10	13/10	5/5	5/6	15/13
Omaha	45/38	44/40	89-78	+11	29-58/22-46	.500/.478	13-27/6-17	.481/.353	18-21/28-35	.857/.800	34/26	+8	15/10	13/18	1/1	12/6	25/18
ORAL ROBERTS	31/42	37/32	68-74	(6)	25-57/25-48	.439/.521	9-24/8-15	.375/.533	9-14/16-17	.643/.941	25/31	(6)	12/12	8/13	2/2	7/4	16/18

## 2016-2017 TEAM SUPERLATIVES

IUPUI High	IUPUI Low	Statistical Category	Opponent High	Opponent Low
109 vs. Urbana (12/12)	58 at SIUE (11/26)	Points	104 at Marquette (11/22)	55 vs. Howard (11/18)
58 vs. Urbana (12/12)	28 - twice	First Half Points	57 at Marquette (11/22)	22 vs. E. Michigan (11/19)
59 at E. Kentucky (11/11)	31 vs. Denver (1/21)	Second Half Points	55 at twice	26 at Ball State (12/3)
38 at S. Utah (12/17)	21 at Illinois St. (11/26)	Field Goals	38 at Fort Wayne (1/25)	16 vs. Howard (11/18)
76 at N. Dakota St. (1/5)	53 vs. Howard (11/18)	Field Goal Attempts	69 vs. Urbana (12/12)	45 vs. Howard (11/18)
.638 vs. Urbana (12/12)	.358 at Northwestern (12/20)	FG Percentage	.576 at Fort Wayne (1/25)	.333 vs. Urbana (12/12)
17 vs. Urbana (12/12)	4 at SIUE (11/26)	3-Point Field Goals	13 at Fort Wayne (1/25)	0 vs. Howard (11/18)
33 at Miami (12/10)	14 - twice	3-Point Field Goal Att.	30 at Fort Wayne (1/25)	9 vs. Howard (11/18)
.586 vs. Urbana (12/12)	.250 at SIUE (11/26)	3-Point FG Percentage	.529 at Oral Roberts (1/14)	.000 vs. Howard (11/18)
21 at N. Dakota St. (1/5)	6 - twice	Free Throws	45 at E. Kentucky (11/11)	3 at Ball State (12/3)
30 vs. Howard (11/18)	11 at SIUE (11/26)	Free Throw Attempts	56 at E. Kentucky (11/11)	10 at Ball State (12/3)
.870 vs. W. Illinois (12/31)	.500 vs. Howard (11/18)	Free Throw Percentage	1.000 vs. Urbana (12/12)	.300 at Ball State (12/3)
22 at N. Dakota St. (1/5)	5 at South Dakota (1/7)	Offensive Rebounds	17 vs. E. Michigan (11/19)	5 - three times
41 vs. Urbana (12/12)	16 at Marquette (11/22)	Defensive Rebounds	33 - twice	15 vs. Urbana (12/12)
50 vs. Urbana (12/12)	25 vs. Oral Roberts (2/11)	Total Rebounds	47 at Northwestern (12/20)	20 vs. Urbana (12/12)
37 at E. Kentucky (11/11)	12 vs. Denver (1/21)	Fouls	28 at E. Kentucky (11/11)	13 vs. North Dakota State (2/1)
27 vs. Urbana (12/12)	8 vs. Denver (1/21)	Assists	23 at Northwestern (12/20)	4 vs. Howard (11/18)
21 vs. Urbana (12/12)	7 - twice	Turnovers	18 twice	9 - twice
7 vs. Marian (12/28)	0 - twice	Blocked Shots	12 at Northwestern (12/20)	0 vs. Urbana (12/12)
12 at Omaha (2/8)	1 at South Dakota (1/7)	Steals	13 at Fort Wayne (1/25)	1 - twice

## 2016-2017 GAME-BY-GAME LEADERS / STARTING FIVES

Opponent	Starting 5	Points	Rebounds	Assists	Blocks	Steals
# St. Joseph's	Combs-Hall-O'Leary-Patterson-Thomas	2 tied w/ 14	2 tied w/ 7	2 tied w/ 4	5 tied w/ 1	3 tied w/ 1
at E. Kentucky	Combs-Hall-O'Leary-Patterson-Thomas	Combs (28)	Hall (10)	Combs (4)	2 tied w/ 2	3 tied w/ 1
at Michigan	Combs-Hall-O'Leary-Patterson-Thomas	Combs (22)	McCall (7)	K. Thomas (3)	2 tied w/ 1	3 tied w/ 1
Howard	Combs-Hall-O'Leary-Patterson-Thomas	Patterson (15)	O'Leary (10)	O'Leary (4)	---	2 tied w/ 2
E. Michigan	Combs-Hall-O'Leary-Patterson-Thomas	Patterson (17)	Hall (11)	Combs (7)	Hall (1)	4 tied w/ 2
at Marquette	Combs-Hall-O'Leary-Patterson-Thomas	2 tied w/ 15	O'Leary (9)	O'Leary (5)	---	Patterson (4)
at SIUE	Combs-Hall-O'Leary-Patterson-Thomas	O'Leary (22)	O'Leary (8)	Henderson (6)	2 tied w/ 1	2 tied w/ 2
at Illinois St.	Combs-Hall-O'Leary-Patterson-Thomas	O'Leary (17)	2 tied w/ 7	3 tied w/ 3	Patterson (2)	3 tied w/ 2
at Ball St.	Combs-Hall-O'Leary-Patterson-Thomas	Combs (21)	McCall (13)	K. Thomas (5)	2 tied w/ 1	O'Leary (4)
at Illinois	Combs-Hall-O'Leary-Patterson-Thomas	O'Leary (25)	2 tied w/ 6	Combs (4)	2 tied w/ 1	Patterson (2)
at Miami (OH)	Combs-Hall-O'Leary-Patterson-Thomas (3-7)	McCall (14)	Hall (9)	K. Thomas (4)	Hall (3)	Patterson (3)
Urbana	Combs-Hall-McCall-O'Leary-Thomas	Combs (28)	O'Leary (9)	K. Thomas (5)	Hall (2)	3 tied w/ 1
at Southern Utah	Combs-Hall-McCall-O'Leary-Thomas	O'Leary (20)	3 tied w/ 4	Patterson (6)	3 tied w/ 1	Henderson (4)
at Northwestern	Combs-Hall-McCall-O'Leary-Thomas	O'Leary (13)	Hall (8)	O'Leary (4)	2 tied w/ 1	O'Leary (2)
Marian	Combs-Hall-McCall-O'Leary-Thomas	Combs (23)	McCall (11)	McCall (7)	O'Leary (3)	Henderson (2)
W. Illinois	Combs-Hall-McCall-O'Leary-Thomas	Combs (28)	2 tied w/ 9	3 tied w/ 3	Hall (3)	Patterson (3)
at N. Dakota St.	Combs-Hall-McCall-O'Leary-Thomas	K. Thomas (21)	McCall (11)	4 tied w/ 3	O'Leary (1)	2 tied w/ 2
at S. Dakota	Combs-Hall-McCall-O'Leary-Thomas	Combs (27)	O'Leary (7)	McCall (3)	McCall (1)	O'Leary (1)
Omaha	Combs-Hall-McCall-O'Leary-Thomas	Hall (21)	Hall (11)	2 tied w/ 4	Hall (3)	Patterson (3)
at Oral Roberts	Combs-Hall-McCall-O'Leary-Thomas	McCall (21)	Hall (8)	2 tied w/ 5	2 tied w/ 1	3 tied w/ 2
S. Dakota St.	Combs-Hall-McCall-O'Leary-Thomas	Patterson (19)	O'Leary (7)	2 tied w/ 4	Hall (2)	Henderson (3)
Denver	Combs-Hall-McCall-O'Leary-Thomas	Patterson (13)	O'Leary (9)	Patterson (4)	Hall (2)	4 tied w/ 1
at Fort Wayne	Combs-Hall-McCall-O'Leary-Thomas	4 tied w/ 11	Combs (6)	Combs (5)	2 tied w/ 1	5 tied w/ 1
at W. Illinois	Combs-Hall-McCall-O'Leary-Thomas (6-7)	Combs (21)	Hall (8)	Combs (4)	Patterson (2)	2 tied w/ 2
N. Dakota St.	Brennan-Combs-McCall-O'Leary-Thomas	O'Leary (24)	O'Leary (9)	Combs (7)	Patterson (2)	Combs (2)
at Omaha	Brennan-Combs-McCall-O'Leary-Thomas	Thomas (25)	Hall (8)	McCall (4)	Brennan (1)	McCall (3)
Oral Roberts	Brennan-Combs-McCall-O'Leary-Thomas (2-1)	Combs (18)	3 tied w/ 4	Thomas (3)	2 tied w/ 1	Patterson (3)
at S. Dakota St.						
at Denver						
Fort Wayne						
S. Dakota						
Summit Quarters						
Summit Semis						
Summit Finals						



## HEAD COACH JASON GARDNER



**Jason Gardner** was named the eighth head coach in IUPUI men's basketball program's history on April 2, 2014. Gardner, the 1999 winner of the Indiana Mr. Basketball Award, spent a year on the University of Memphis bench and two seasons at Loyola prior to that.

In his first season on the Jaguars' bench, he guided IUPUI to 10 wins, more than tripling the program's Division I win total from a year prior. His hiring paid immediate dividends on the recruiting trail, as he immediately inked five Division I transfers, four of whom were former in-state

standouts.

In year two, Gardner led the Jags to a 13-win season against one of the nation's stiffest schedules, including a 9-7 mark in league play and a finish in the top half of the league standings.

Gardner has shown he's a proven recruiter, inking talent, both through high school signees, transfers and graduate transfers.

While at Memphis, Gardner helped the Tigers to a 24-10 record as Shaq Goodwin and Joe Jackson earned All-Conference accolades. In addition, Memphis forward Austin Nichols was a unanimous selection to the American Athletics Conference All-Rookie Team after averaging 9.1 points and 4.2 boards per game. Gardner was a college teammate of current Memphis Head Coach Josh Pastner at Arizona.

Prior to coming to Memphis, Gardner was an assistant under Porter Moser at Loyola, helping the Ramblers to an eight-game improvement from 2011-12 to 2012-13. He coached Ben Averkamp to All-Horizon League accolades for two straight seasons, while Loyola point guard Cully Payne was a Bob Cousy Award nominee. He also helped recruit one of the top signing classes in the Horizon League prior to the 2012-13 season. Gardner's coaching career began in 2010 when he served as an assistant at nearby Cathedral High School.

Gardner's racked up numerous accolades during his prestigious high school, college and professional playing careers. He was a 1999 McDonald's and Parade All-American while at North Central High School, finishing his prep career with a school record 1,669 points. He was a two-time Gatorade Circle of Champions Indiana Player of the Year and was named the 1998-99 Indianapolis County Player of the Year by The Indianapolis Star and Indianapolis News. His senior season, he helped NCHS to the IHSAA 4A state championship and Tournament of Champions title while averaging 22.6 points, 4.7 rebounds, 4.0 assists and 3.0 steals per game.

The 5-foot-10 point guard was recruited to the University of Arizona by legendary Head Coach Lute Olsen, where he was a four-year All-American for the Wildcats. He was the 2002-03 Naismith National Player of the Year and Lowe's Senior CLASS award recipient. He was the 2000 consensus National Freshman of the Year and closed his career as one of four players in Pac-12 history with 1,500 points, 500 assists and 200 steals for a career. He helped lead Arizona to two Pac-12 regular season titles (2000, 2003) and four consecutive NCAA Tournament berths. The Wildcats made three Sweet Sixteens (2001, 2002, 2003), two Elite Eights (2001, 2003) and were the NCAA national runner-up in 2001. All total, Arizona won 107 games during Gardner's four seasons and he still holds school records for games started (135) and minutes played (4,825), while ranking third in school history with 1,984 career points. He also finished second in threes made (318) and fourth in assists (622). He earned his degree from the university in 2011 in disciplinary studies.

Gardner later played professionally overseas for more than eight years, primarily in Germany. In 2009, he was named MVP of German Basketball Bundesliga after helping Oldenburg to the league crown, averaging 13.7 points, 4.0 assists and 3.0 boards per game. He was a two-time Basketball Bundesliga All-Star, including starting the 2007 game.

Gardner is married to the former Jacquelyn Maxberry and the couple has four children, Jasper, Jason Jr., Jacob and Jackson.



### THE GARDNER FILE

**School:** ..... Arizona, '11

**Seasons with IUPUI:** ..... third season

**Career Record:** ..... 34-55 (3rd year)

#### Coaching Experience:

..... 2014-pres., Head Coach, IUPUI

..... 2013-14, Assistant Coach, Memphis

..... 2011-13, Assistant Coach, Loyola (Ill.)

..... 2010-11, Assistant Coach, Cathedral H.S.



# IUPUI PLAYER CAREER STATS

## BRENNAN, Aaron

Season	gp-gs	min/avg	Total		3-Point		F-Throws		Rebounds										Scoring	
			fg-fga	pct	fg-fga	pct	ft-fa	pct	off	def	tot	avg	pf	fo	ast	to	blk	stl	pts	avg
2014-15	28-24	585/20.9	71-136	.522	3-8	.375	33-46	.717	36	52	88	3.1	72	1	27	44	7	21	178	6.4
2015-16	32-9	569/17.8	55-144	.382	1-9	.111	26-31	.839	37	78	115	3.6	68	0	33	31	11	12	137	4.3
2016-17	26-3	470/18.1	82-162	.506	21-43	.488	31-40	.775	23	61	84	3.2	56	2	21	27	7	12	216	8.3
TOTAL	86-36	1624/18.9	208-442	.471	25-60	.417	90-117	.769	96	191	287	3.3	196	3	81	102	25	45	531	6.2

## COMBS, Darell

Season	gp-gs	min/avg	Total		3-Point		F-Throws		Rebounds										Scoring	
			fg-fga	pct	fg-fga	pct	ft-fa	pct	off	def	tot	avg	pf	fo	ast	to	blk	stl	pts	avg
2015-16	31-29	947/30.5	165-386	.427	58-139	.417	117-155	.755	12	58	70	2.3	93	3	68	101	1	31	505	16.3
2016-17	26-26	840/32.3	152-364	.418	50-147	.340	76-98	.776	13	46	59	2.3	66	1	76	69	4	20	430	16.5
TOTAL	57-55	1787/31.4	317-750	.423	108-286	.378	193-253	.763	25	104	129	2.3	159	4	144	170	5	51	935	16.4

## FRASER, Giovanni

Season	gp-gs	min/avg	Total		3-Point		F-Throws		Rebounds										Scoring	
			fg-fga	pct	fg-fga	pct	ft-fa	pct	off	def	tot	avg	pf	fo	ast	to	blk	stl	pts	avg
2016-17	14-0	81/5.8	6-14	.429	0-0	.000	6-14	.429	4	10	14	1.0	19	0	0	6	3	0	18	1.3
TOTAL	14-0	81/5.8	6-14	.429	0-0	.000	6-14	.429	4	10	14	1.0	19	0	0	6	3	0	18	1.3

## HALL, Evan

Season	gp-gs	min/avg	Total		3-Point		F-Throws		Rebounds										Scoring	
			fg-fga	pct	fg-fga	pct	ft-fa	pct	off	def	tot	avg	pf	fo	ast	to	blk	stl	pts	avg
2015-16	23-11	383/16.7	50-97	.515	1-1	1.000	19-47	.404	41	50	91	4.0	67	4	14	17	7	10	120	5.2
2016-17	25-23	509/20.4	77-134	.575	0-0	.000	33-82	.402	64	74	138	5.5	67	0	14	34	23	10	187	7.5
TOTAL	48-34	892/18.6	127-231	.550	1-1	1.000	52-129	.403	105	124	229	4.8	134	4	28	51	30	20	307	6.4

## HENDERSON, T.J.

Season	gp-gs	min/avg	Total		3-Point		F-Throws		Rebounds										Scoring	
			fg-fga	pct	fg-fga	pct	ft-fa	pct	off	def	tot	avg	pf	fo	ast	to	blk	stl	pts	avg
2015-16	32-2	522/16.3	49-130	.377	22-64	.344	27-39	.692	5	48	53	1.7	48	1	35	44	2	30	147	4.6
2016-17	26-0	447/17.2	49-102	.480	26-59	.441	27-35	.771	9	30	39	1.5	41	1	45	30	2	25	151	5.8
TOTAL	58-2	969/16.7	98-232	.422	48-123	.390	54-74	.730	14	78	92	1.6	89	2	80	74	4	55	298	5.1

## HUDSON, Chad

Season	gp-gs	min/avg	Total		3-Point		F-Throws		Rebounds										Scoring	
			fg-fga	pct	fg-fga	pct	ft-fa	pct	off	def	tot	avg	pf	fo	ast	to	blk	stl	pts	avg
2016-17	8-0	20/2.5	1-4	.250	1-3	.333	0-2	.000	0	3	3	0.4	3	0	2	3	0	1	3	0.4
TOTAL	8-0	20/2.5	1-4	.250	1-3	.333	0-2	.000	0	3	3	0.4	3	0	2	3	0	1	3	0.4

## JAMES, Josh

Season	gp-gs	min/avg	Total		3-Point		F-Throws		Rebounds										Scoring	
			fg-fga	pct	fg-fga	pct	ft-fa	pct	off	def	tot	avg	pf	fo	ast	to	blk	stl	pts	avg
2013-14	21-0	122/5.8	17-25	.680	0-0	.000	9-11	.818	12	15	27	1.3	22	0	3	4	1	4	43	2.0
2014-15	31-13	396/12.8	38-79	.481	0-0	.000	22-32	.688	29	58	87	2.8	63	2	12	32	16	9	98	3.2
2016-17	26-0	202/7.8	17-36	.472	0-0	.000	11-15	.733	23	34	57	2.2	39	1	1	7	4	3	45	1.7
TOTAL	78-13	720/9.2	72-140	.514	0-0	.000	42-58	.724	64	107	171	2.2	124	3	16	43	21	16	186	2.4

## McCALL, D.J.

Season	gp-gs	min/avg	Total		3-Point		F-Throws		Rebounds										Scoring	
			fg-fga	pct	fg-fga	pct	ft-fa	pct	off	def	tot	avg	pf	fo	ast	to	blk	stl	pts	avg
2014-15	31-15	664/21.4	52-124	.419	6-19	.316	39-61	.639	31	58	89	2.9	49	1	38	55	1	19	149	4.8
2016-17	26-16	546/21.0	44-104	.423	5-17	.294	34-61	.557	55	79	134	5.2	57	0	40	36	7	17	127	4.9
TOTAL	57-31	1210/21.2	96-228	.421	11-36	.306	73-122	.598	86	137	223	3.9	106	1	78	91	8	36	276	4.8

## IUPUI PLAYER CAREER STATS

### O'LEARY, Matt

			Total		3-Point		F-Throws		Rebounds											Scoring	
Season	gp-gs	min/avg	fg-fga	pct	fg-fga	pct	ft-fta	pct	off	def	tot	avg	pf	fo	ast	to	blk	stl	pts	avg	
2015-16	32-32	896/28.0	128-264	.485	28-101	.277	45-78	.577	40	151	191	6.0	70	2	69	56	10	32	329	10.3	
2016-17	26-26	758/29.2	131-253	.518	54-117	.462	44-61	.721	24	137	161	6.2	53	0	61	44	14	22	360	13.8	
TOTAL	58-58	1654/28.5	259-517	.501	82-218	.376	89-139	.640	64	288	352	6.1	123	2	130	100	24	54	689	11.9	

### PATTERSON, Ron

			Total		3-Point		F-Throws		Rebounds											Scoring	
Season	gp-gs	min/avg	fg-fga	pct	fg-fga	pct	ft-fta	pct	off	def	tot	avg	pf	fo	ast	to	blk	stl	pts	avg	
2016-17	26-10	613/23.6	89-198	.449	55-132	.417	16-24	.667	12	51	63	2.4	58	2	51	33	10	34	249	9.6	
TOTAL	26-10	613/23.6	89-198	.449	55-132	.417	16-24	.667	12	51	63	2.4	58	2	51	33	10	34	249	9.6	

### SINN, Grant

			Total		3-Point		F-Throws		Rebounds											Scoring	
Season	gp-gs	min/avg	fg-fga	pct	fg-fga	pct	ft-fta	pct	off	def	tot	avg	pf	fo	ast	to	blk	stl	pts	avg	
2015-16	8-0	8/1.0	0-3	.000	0-3	.000	0-0	.000	0	1	1	0.1	0	0	0	1	0	0	0	0.0	
2016-17	6-0	11/1.8	1-6	.167	1-6	.167	0-0	.000	1	0	1	0.2	2	0	0	0	0	0	3	0.5	
TOTAL	14-0	19/1.4	1-9	.111	1-9	.111	0-0	.000	1	1	2	0.1	2	0	0	1	0	0	3	0.2	

### THOMAS, Kellon

			Total		3-Point		F-Throws		Rebounds											Scoring	
Season	gp-gs	min/avg	fg-fga	pct	fg-fga	pct	ft-fta	pct	off	def	tot	avg	pf	fo	ast	to	blk	stl	pts	avg	
2016-17	26-26	735/28.3	76-217	.350	26-75	.347	72-77	.935	12	44	56	2.2	56	1	76	34	0	24	250	9.6	
TOTAL	26-26	735/28.3	76-217	.350	26-75	.347	72-77	.935	12	44	56	2.2	56	1	76	34	0	24	250	9.6	

### THOMAS, Noah

			Total		3-Point		F-Throws		Rebounds											Scoring	
Season	gp-gs	min/avg	fg-fga	pct	fg-fga	pct	ft-fta	pct	off	def	tot	avg	pf	fo	ast	to	blk	stl	pts	avg	
2016-17	6-0	18/3.0	1-5	.200	0-1	.000	3-4	.750	1	3	4	0.7	6	0	0	6	0	0	5	0.8	
TOTAL	6-0	18/3.0	1-5	.200	0-1	.000	3-4	.750	1	3	4	0.7	6	0	0	6	0	0	5	0.8	

## ACTIVE PLAYER CAREER RANKINGS

Games Played		Games Started		Minutes		Points		Rebounds		Assists		Steals	
1. Brennan	86	1. O'Leary	58	1. Combs	1786	1. Combs	935	1. O'Leary	352	1. Combs	144	1. Henderson	55
2. James	78	2. Combs	55	2. O'Leary	1654	2. O'Leary	689	2. Brennan	287	2. O'Leary	130	2. O'Leary	54
t-3. Henderson	58	3. Brennan	36	3. Brennan	1624	3. Brennan	531	3. Hall	229	3. Brennan	81	3. Combs	51
t-3. O'Leary	58	4. Hall	34	4. McCall	1200	4. Hall	307	4. McCall	223	t-4. Henderson	80	4. Brennan	45
t-5. Combs	57	5. McCall	31	5. Henderson	969	5. Henderson	298	5. James	171	t-4. McCall	78	5. McCall	36
t-5. McCall	57	6. K. Thomas	26	6. Hall	892	6. McCall	276	6. Combs	129	6. K. Thomas	76	6. Patterson	34
7. Hall	48	7. James	13	7. K. Thomas	736	7. Patterson	249	7. Henderson	92	7. Patterson	51	7. K. Thomas	24
t-8. Patterson	26	8. Patterson	10	8. James	720	8. K. Thomas	250	8. Patterson	63	8. Hall	29	8. Hall	20
t-8. K. Thomas	26	9. Henderson	2	9. Patterson	613	9. James	186	9. K. Thomas	56	9. James	16	9. James	16
t-10. Fraser	14	t-10. Fraser	0	10. Fraser	81	10. Fraser	18	10. Fraser	14	10. Hudson	2	10. Hudson	1
t-10. Sinn	14	t-10. Hudson	0	11. Hudson	20	11. N. Thomas	5	11. N. Thomas	4	t-11. Fraser	0	t-11. Fraser	0
t-12. Hudson	8	t-10. Sinn	0	12. Sinn	19	t-12. Hudson	3	t-12. Hudson	3	t-11. Sinn	0	t-11. Sinn	0
13. N. Thomas	6	t-10. N. Thomas	0	13. N. Thomas	18	t-12. Sinn	3	13. Sinn	2	t-11. N. Thomas	0	t-11. N. Thomas	0

Field Goals Made		FG Attempts		Free Throws Made		FT Attempts		Threes Made		Threes Attempted		Blocks	
1. Combs	317	1. Combs	750	1. Combs	194	1. Combs	253	1. Combs	108	1. Combs	286	1. Hall	30
2. O'Leary	260	2. O'Leary	517	2. Brennan	90	2. O'Leary	143	2. O'Leary	82	2. O'Leary	218	2. Brennan	25
3. Brennan	208	3. Brennan	442	3. O'Leary	88	3. Hall	129	3. Patterson	55	3. Patterson	132	3. O'Leary	24
4. Hall	127	4. Henderson	232	4. McCall	73	4. McCall	122	4. Henderson	48	4. Henderson	123	4. James	21
5. McCall	96	5. Hall	231	5. K. Thomas	72	5. Brennan	117	5. K. Thomas	28	5. K. Thomas	75	6. Patterson	10
6. Henderson	98	6. McCall	228	6. Henderson	54	6. K. Thomas	77	6. Brennan	25	6. Brennan	60	6. McCall	8
7. Patterson	89	7. K. Thomas	217	7. Hall	52	7. Henderson	74	7. McCall	11	7. McCall	36	7. Combs	5
8. K. Thomas	76	8. Patterson	198	8. James	42	8. James	58	t-8. Hall	1	8. Sinn	9	8. Henderson	4
9. James	72	9. James	140	9. Patterson	16	9. Patterson	24	t-8. Hudson	1	9. Hudson	3	9. Fraser	3
10. Fraser	6	10. Fraser	14	10. Fraser	6	10. Fraser	14	t-8. Sinn	1	t-10. Hall	1	t-10. Hudson	0
t-11. Hudson	1	11. Sinn	9	11. N. Thomas	3	11. N. Thomas	4	t-11. Fraser	0	t-10. N. Thomas	1	t-10. Sinn	0
t-11. Sinn	1	12. N. Thomas	5	t-12. Hudson	0	12. Hudson	2	t-11. James	0	t-12. Fraser	0	t-10. K. Thomas	0
t-11. N. Thomas	1	13. Hudson	4	t-12. Sinn	0	13. Sinn	0	t-11. N. Thomas	0	t-12. James	0	t-10. N. Thomas	0



## IUPUI RETURNER/TRANSFER CAREER-HIGHS

### #0 DARELL COMBS - CAREER HIGHS

<b>Points:</b>	32	vs. South Dakota (2/25/16)
<b>Rebounds:</b>	7	at Marquette (11/16/15)
<b>Assists:</b>	8	vs. Fort Wayne (2/27/16)
<b>FG:</b>	11	twice
<b>FGA:</b>	20	vs. South Dakota (2/25/16)
<b>3FG:</b>	6	three times
<b>3FGA:</b>	11	vs. South Dakota (2/25/16)
<b>FT:</b>	9	twice
<b>FTA:</b>	14	at Indiana St. (11/13/15)
<b>Blocks:</b>	2	vs. Marian (12/28/16)
<b>Steals:</b>	4	at Georgia State (11/27/15)
<b>Minutes:</b>	39	twice

### #11 JOSH JAMES - CAREER HIGHS

<b>Points:</b>	17	vs. Judson (1/2/14)
<b>Rebounds:</b>	10	vs. Omaha (2/28/15)
<b>Assists:</b>	2	at Oral Roberts (1/7/15)
<b>FG:</b>	7	vs. Judson (1/2/14)
<b>FGA:</b>	8	vs. Judson (1/2/14)
<b>3FG:</b>	---	
<b>3FGA:</b>	---	
<b>FT:</b>	3	twice
<b>FTA:</b>	4	twice
<b>Blocks:</b>	2	five times
<b>Steals:</b>	3	vs. South Dakota (1/24/15)
<b>Minutes:</b>	30	vs. Omaha (2/28/15)

### #22 D.J. MCCALL - CAREER HIGHS

<b>Points:</b>	21	at Oral Roberts (1/14/17)
<b>Rebounds:</b>	13	at Ball State (12/3/16)
<b>Assists:</b>	7	vs. Marian (12/28/16)
<b>FG:</b>	8	at Oral Roberts (1/14/17)
<b>FGA:</b>	12	at Oral Roberts (1/14/17)
<b>3FG:</b>	3	at Oral Roberts (1/14/17)
<b>3FGA:</b>	5	at Oral Roberts (1/14/17)
<b>FT:</b>	7	at N.C. Central (12/29/14)
<b>FTA:</b>	10	at N.C. Central (12/29/14)
<b>Blocks:</b>	1	eight times
<b>Steals:</b>	3	twice
<b>Minutes:</b>	38	at North Dakota State (2/19/15)

### #45 AARON BRENNAN - CAREER HIGHS

<b>Points:</b>	18	vs. North Dakota State (2/1/17)
<b>Rebounds:</b>	8	vs. North Dakota State (2/1/17)
<b>Assists:</b>	4	twice
<b>FG:</b>	7	twice
<b>FGA:</b>	16	vs. North Dakota State (2/1/17)
<b>3FG:</b>	3	vs. Marian (12/28/16)
<b>3FGA:</b>	4	twice
<b>FT:</b>	6	vs. Omaha (2/28/15)
<b>FTA:</b>	7	vs. Omaha (2/28/15)
<b>Blocks:</b>	3	at South Dakota (1/1/16)
<b>Steals:</b>	3	three times
<b>Minutes:</b>	34	vs. Omaha (2/28/15)

### #1 T.J. HENDERSON - CAREER HIGHS

<b>Points:</b>	16	vs. Omaha (2/17/16)
<b>Rebounds:</b>	7	vs. North Dakota State (3/6/16)
<b>Assists:</b>	6	at SIUE (11/26/16)
<b>FG:</b>	6	vs. Omaha (2/17/16)
<b>FGA:</b>	10	at Butler (12/28/15)
<b>3FG:</b>	3	four times
<b>3FGA:</b>	6	three times
<b>FT:</b>	5	vs. Western Illinois (12/31/16)
<b>FTA:</b>	5	twice
<b>Blocks:</b>	1	four times
<b>Steals:</b>	4	twice
<b>Minutes:</b>	30	vs. South Alabama (11/24/15)

### #15 MATT O'LEARY - CAREER HIGHS

<b>Points:</b>	25	at Illinois (12/6/16)
<b>Rebounds:</b>	12	vs. North Dakota State (3/6/16)
<b>Assists:</b>	9	vs. Fort Wayne (2/27/16)
<b>FG:</b>	9	four times
<b>FGA:</b>	17	vs. North Dakota State (2/1/17)
<b>3FG:</b>	6	vs. North Dakota State (2/1/17)
<b>3FGA:</b>	9	twice
<b>FT:</b>	7	at Illinois (12/6/16)
<b>FTA:</b>	8	at Illinois (12/6/16)
<b>Blocks:</b>	3	vs. Marian (12/28/16)
<b>Steals:</b>	5	vs. Fort Wayne (2/27/16)
<b>Minutes:</b>	41	vs. North Dakota State (2/1/17)

### #24 EVAN HALL - CAREER HIGHS

<b>Points:</b>	21	vs. Omaha (1/11/17)
<b>Rebounds:</b>	11	twice
<b>Assists:</b>	4	vs. Urbana (12/12/16)
<b>FG:</b>	9	vs. Omaha (1/11/17)
<b>FGA:</b>	12	at Northwestern (12/20/16)
<b>3FG:</b>	1	at Indiana St. (11/13/15)
<b>3FGA:</b>	1	at Indiana St. (11/13/15)
<b>FT:</b>	8	vs. Urbana (12/12/16)
<b>FTA:</b>	9	twice
<b>Blocks:</b>	3	three times
<b>Steals:</b>	2	five times
<b>Minutes:</b>	33	vs. South Dakota State (1/18/17)

### #5 KELLON THOMAS - CAREER HIGHS

<b>Points:</b>	25	at Omaha (2/8/17)
<b>Rebounds:</b>	5	six times
<b>Assists:</b>	6	three times
<b>FG:</b>	8	at NJIT (12/7/15)
<b>FGA:</b>	15	twice
<b>3FG:</b>	6	at NJIT (12/7/15)
<b>3FGA:</b>	11	at Miami (Ohio) (2/27/16)
<b>FT:</b>	13	at Omaha (2/8/17)
<b>FTA:</b>	13	twice
<b>Blocks:</b>	1	three times
<b>Steals:</b>	3	twice
<b>Minutes:</b>	36	vs. Omaha (11/17/17)

### #20 GRANT SINN - CAREER HIGHS

<b>Points:</b>	3	vs. Urbana (12/12/16)
<b>Rebounds:</b>	1	twice
<b>Assists:</b>	-	---
<b>FG:</b>	1	vs. Urbana (12/12/16)
<b>FGA:</b>	2	twice
<b>3FG:</b>	1	vs. Urbana (12/12/16)
<b>3FGA:</b>	2	twice
<b>FT:</b>	-	---
<b>FTA:</b>	-	---
<b>Blocks:</b>	-	---
<b>Steals:</b>	-	---
<b>Minutes:</b>	4	vs. Urbana (12/12/16)

### #25 RON PATTERSON - CAREER HIGHS

<b>Points:</b>	19	vs. South Dakota State (1/18/17)
<b>Rebounds:</b>	6	vs. Urbana (12/12/16)
<b>Assists:</b>	6	at Southern Utah (12/17/16)
<b>FG:</b>	7	vs. South Dakota State (1/18/17)
<b>FGA:</b>	15	at Marquette (11/22/16)
<b>3FG:</b>	5	twice
<b>3FGA:</b>	9	twice
<b>FT:</b>	3	at North Dakota State (1/5/17)
<b>FTA:</b>	6	at Virginia Tech (1/3/15)
<b>Blocks:</b>	2	four times
<b>Steals:</b>	4	at Marquette (11/22/16)
<b>Minutes:</b>	31	three times

## FIRST-YEAR PLAYER SEASON/CAREER-HIGHS

	#2 ANTHONY JONES	#12 CHAD HUDSON	#32 ELY JAH GOSS	#33 GIOVANNI FRASER	#35 NOAH THOMAS	#40 EVAN BORGMAN
<b>Points:</b>	---	3 vs. Urbana	---	5 vs. Marian	2 - twice	---
<b>Rebounds:</b>	---	1 - three times	---	4 at S. Utah	3 vs. Urbana	---
<b>Assists:</b>	---	1 - twice	---	---	---	---
<b>FG:</b>	---	1 vs. Urbana	---	2 - twice	1 at S. Utah	---
<b>FGA:</b>	---	2 vs. Urbana	---	4 at Marquette	2 - twice	---
<b>3FG:</b>	---	1 vs. Urbana	---	---	---	---
<b>3FGA:</b>	---	2 vs. Urbana	---	---	1 at S. Utah	---
<b>FT:</b>	---	---	---	2 at S. Utah	2 vs. Urbana	---
<b>FTA:</b>	---	2 vs. Howard	---	6 at S. Utah	2 - twice	---
<b>Blocks:</b>	---	---	---	1 - three times	---	---
<b>Steals:</b>	---	1 vs. Howard	---	---	---	---
<b>Minutes:</b>	---	5 vs. Urbana	---	13 vs. Urbana	5 vs. Urbana	---

## LAST FOUR BOX SCORES

### GAME #23 • WESTERN ILLINOIS 78, IUPUI 69 (MACOMB, ILL.)

#### IUPUI 69 • 9-14, 3-6 SL

#	Player		Total		3-Ptr	Rebounds			PF	TP	A	TO	Blk	Stl	Min
			FG-FGA	FG-FGA	FT-FTA	Off	Def	Tot							
15	O'LEARY, Matt	f	2-5	1-3	1-2	0	1	1	2	6	0	1	1	1	15
24	HALL, Evan	f	1-3	0-0	0-0	3	5	8	4	2	0	1	0	1	21
00	COMBS, Darell	g	7-16	1-5	6-6	0	3	3	1	21	4	2	0	2	37
05	THOMAS, Kellon	g	2-8	1-4	2-2	1	1	2	3	7	1	0	0	0	31
22	McCALL, D.J.	g	0-4	0-3	0-0	1	1	2	4	0	1	3	1	0	19
01	HENDERSON, T.J.		2-7	0-3	0-0	0	1	1	1	4	2	0	0	1	21
11	JAMES, Josh		0-0	0-0	0-0	0	3	3	0	0	0	1	0	5	5
25	PATTERSON, Ron		6-9	5-7	0-1	1	1	2	3	17	3	2	0	0	28
45	BRENNAN, Aaron		4-6	2-2	2-4	1	5	6	1	12	1	0	0	2	23
	Team					3	1	4							
Totals			24-58	10-27	11-15	10	22	32	19	69	12	9	5	7	200

FG % 1st Half: 10-28 35.7% 2nd half: 14-30 46.7% Game: 24-58 41.4% Deadball  
3FG % 1st Half: 6-15 40.0% 2nd half: 4-12 33.3% Game: 10-27 37.0% Rebounds  
FT % 1st Half: 3-6 50.0% 2nd half: 8-9 88.9% Game: 11-15 73.3% 2

#### Western Illinois 78 • 7-13, 4-5 SL

#	Player		Total		3-Ptr	Rebounds			PF	TP	A TO Blk Stl				Min
			FG-FGA	FG-FGA	FT-FTA	Off	Def	Tot			A	TO	Blk	Stl	
30	MIKLUSAK, Mike	f	4-6	2-4	3-4	2	8	10	3	13	5	1	0	1	31
15	ANCRUM, Dalan	g	6-14	1-4	7-7	0	4	4	3	20	1	2	0	1	33
31	COVINGTON, Garret	g	5-13	2-4	4-4	0	2	2	2	16	2	4	0	2	39
40	DUFF, C.J.	g	3-5	1-3	1-1	0	1	1	3	8	4	1	0	0	35
52	GILBECK, Brandon	*	7-9	0-0	1-3	3	4	7	3	15	2	2	3	0	27
32	USIOSEFE, Jeremiah		2-4	0-2	0-2	0	3	3	0	4	0	0	1	0	22
44	HUGHES, Jordan		1-3	0-0	0-1	0	0	0	0	2	0	0	1	0	13
	Team					2	4	6							
Totals			28-54	6-17	16-22	7	26	33	14	78	14	10	5	4	200

FG % 1st Half: 13-31 41.9% 2nd half: 15-23 65.2% Game: 28-54 51.9% Deadball  
3FG % 1st Half: 2-11 18.2% 2nd half: 4-6 66.7% Game: 6-17 35.3% Rebounds  
FT % 1st Half: 2-3 66.7% 2nd half: 14-19 73.7% Game: 16-22 72.7% 3

Officials: Tim Stewart, Bret Wegenke, Edwin Young  
Technical fouls: IUPUI-HALL, Evan. Western Illinois-None.  
Attendance: 843

Score by periods	1st	2nd	Total
IUPUI	29	40	69
Western Illinois	30	48	78

Points	In	Off	2nd	Fast	Bench
IUPUI	26	16	4	5	33
WIU	34	11	5	4	6

Score tied - 7 times.  
Lead changed - 8 times.

Last FG - IUPUI 2nd-00:32, WIU 2nd-00:44.  
Largest lead - IUPUI by 4 1st-08:43, WIU by 9 2nd-00:21.  
IUPUI led for 03:00. WIU led for 30:28. Game was tied for 06:06.

### GAME #24 • IUPUI 86, NORTH DAKOTA STATE 81 (OT) (INDIANA FARMERS COLISEUM)

#### North Dakota State 81 • 15-7, 7-2

#	Player		Total		3-FTA	Rebounds			PF	TP	A TO Blk Stl				Min
			FG-FGA	FG-FGA	FT-FTA	Off	Def	Tot			A	TO	Blk	Stl	
21	A.J. Jacobson	f	3-6	1-2	0-0	2	5	7	4	7	3	1	1	0	35
42	Dylan Miller	f	1-1	0-0	1-1	0	1	1	0	3	0	1	0	0	10
02	Paul Miller	g	7-18	2-9	4-4	0	4	4	2	20	2	3	0	1	41
03	Carlin Dupree	g	0-6	0-1	0-0	1	1	2	1	0	1	1	0	1	27
13	Khy Kabellis	g	3-7	3-5	2-4	0	1	1	4	11	3	2	0	0	40
11	Jared Samuelson		0-0	0-0	0-0	0	0	0	0	0	0	0	0	0	0+
23	Deng Geu		0-1	0-0	0-0	0	0	0	1	0	0	0	2	0	9
24	Tyson Ward		9-13	3-5	1-1	3	4	7	0	22	1	1	1	3	31
40	Dexter Werner		6-13	0-0	6-8	4	4	8	1	18	1	1	1	1	32
	Team					3	3	6							
Totals			29-65	9-22	14-18	13	23	36	13	81	10	10	5	6	225

FG % 1st Half: 12-26 46.2% 2nd half: 14-30 46.7% OT: 3-9 33.3% Game: 29-65 44.6% Deadball  
3FG % 1st Half: 5-10 50.0% 2nd half: 4-10 40.0% OT: 0-2 0.0% Game: 9-22 40.9% Rebounds  
FT % 1st Half: 6-8 75.0% 2nd half: 5-7 71.4% OT: 3-3 100.0% Game: 14-18 77.8% 2

#### IUPUI 86 • 10-14, 4-6

#	Player		Total		3-Ptr	Rebounds			PF	TP	A TO Blk Stl				Min
			FG-FGA	FG-FGA		FT-FTA	Off	Def			Tot	A	TO	Blk	
15	O'LEARY, Matt	f	9-17	6-8	0-1	2	7	9	1	24	2	0	0	1	41
45	BRENNAN, Aaron	f	7-16	2-3	2-2	3	5	8	2	18	1	3	0	0	32
00	COMBS, Darell	g	4-9	2-6	0-0	0	2	2	1	10	7	4	1	2	37
05	THOMAS, Kellon	g	2-5	0-0	0-0	1	3	4	2	4	3	2	0	1	19
22	McCALL, D.J.	g	1-4	0-0	0-0	2	1	3	3	2	3	0	0	0	26
01	HENDERSON, T.J.		4-5	1-2	2-2	0	1	1	4	11	2	2	1	1	26
11	JAMES, Josh		2-3	0-0	0-0	2	1	3	1	4	0	0	1	0	14
25	PATTERSON, Ron		4-8	3-5	2-2	0	3	3	1	13	3	2	2	0	30
	Team					2	2	4							

FG % 1st Half: 17-32 53.1% 2nd half: 13-28 46.4% OT: 3-7 42.9% Game: 33-67 49.3% Deadball  
3FG % 1st Half: 8-12 66.7% 2nd half: 4-10 40.0% OT: 2-2 100.0% Game: 14-24 58.3% Rebounds  
FT % 1st Half: 0-1 0.0% 2nd half: 0-0 0.0% OT: 6-6 100.0% Game: 6-7 85.7% 0

Officials: Lamont Simpson (R), Chris Beaver, Glenn Mayborg  
Technical fouls: North Dakota State-None. IUPUI-None.  
Attendance: 1098

Score by periods	1st	2nd	OT	Total
North Dakota State	35	37	9	81
IUPUI	42	30	14	86

Points	In	Off	2nd	Fast	Bench
NDSDU	40	17	10	7	40
IUPUI	30	11	9	9	28

Last FG - NDSU OT-00:17, IUPUI OT-00:59.  
Largest lead - NDSU by 7 2nd-10:50, IUPUI by 13 1st-10:37.  
NDSU led for 06:41. IUPUI led for 29:35. Game was tied for 08:41.

Score tied - 7 times.  
Lead changed - 2 times.

### GAME #25 • IUPUI 89, OMAHA 78 (OMAHA, NEB.)

#### IUPUI 89 • 11-14 (5-6)

#	Player		Total		3-Ptr	Rebounds			PF	TP	A	TO	Blk	Stl	Min
			FG-FGA	FG-FGA	FT-FTA	Off	Def	Tot							
15	O'LEARY, Matt	f	7-11	3-6	0-0	0	4	4	2	17	2	3	0	2	32
45	BRENNAN, Aaron	f	4-9	2-3	1-2	0	4	4	4	11	0	2	1	1	27
00	COMBS, Darell	g	6-11	4-8	2-2	1	1	2	3	18	2	4	0	0	35
05	THOMAS, Kellon	g	5-7	2-4	13-13	0	1	1	2	25	3	1	0	1	31
22	McCALL, D.J.	g	0-3	0-0	2-4	3	3	6	2	2	4	1	0	3	29
01	HENDERSON, T.J.		2-4	1-3	0-0	1	1	2	4	5	1	1	0	1	10
11	JAMES, Josh		0-0	0-0	0-0	1	1	2	0	0	0	0	0	0	2
24	HALL, Evan		3-6	0-0	0-0	4	4	8	4	6	0	0	0	2	19
25	PATTERSON, Ron		2-7	1-3	0-0	0	1	1	4	5	3	1	0	2	15
	Team					1	3	4							
Totals			29-58	13-27	18-21	11	23	34	25	89	15	13	1	12	200

FG % 1st Half: 16-32 50.0% 2nd half: 13-26 50.0% Game: 29-58 50.0% Deadball  
3FG % 1st Half: 8-17 47.1% 2nd half: 5-10 50.0% Game: 13-27 48.1% Rebounds  
FT % 1st Half: 5-6 83.3% 2nd half: 13-15 86.7% Game: 18-21 85.7% 1

#### Omaha 78 • 13-12 (6-6)

#	Player		Total		3-Ptr	Rebounds			PF	TP	A TO Blk Stl				Min
			FG-FTA	FG-FAA		FT-FTA	Off	Def			Tot	A	TO	Blk	
15	Tre'Shawn Thurman	f	2-6	0-0	6-7	1	3	4	3	10	1	0	1	1	33
33	Zach Pirog	c	1-1	0-0	0-0	1	1	2	0	2	0	1	0	0	9
21	Zach Jackson	g	4-7	1-2	0-2	2	0	2	2	9	0	1	0	1	30
23	Marcus Tyus	g	5-8	0-1	10-11	0	2	2	3	20	0	7	0	0	29
24	Tra-Deon Hollins	g	3-9	1-4	4-4	0	7	7	4	11	8	5	0	3	37
00	JT Gibson		3-5	3-5	0-0	0	1	1	1	9	0	1	0	0	11
05	KJ Robinson		0-0	0-0	0-0	0	0	0	1	0	0	0	0	0	3
13	Daniel Norl		1-2	0-1	1-1	0	1	1	1	3	1	0	0	0	10
32	Daniel Meyer		0-0	0-0	2-4	1	0	1	3	2	0	2	0	0	10
44	Mitch Hahn		3-8	1-4	5-6	1	3	4	0	12	0	1	0	1	28
	Team					0	2	2							
Totals			22-46	6-17	28-35	6	20	26	18	78	10	18	1	6	200

FG % 1st Half: 14-25 56.0% 2nd half: 8-21 38.1% Game: 22-46 47.8% Deadball  
3FG % 1st Half: 5-13 38.5% 2nd half: 1-4 25.0% Game: 6-17 35.3% Rebounds  
FT % 1st Half: 5-9 55.6% 2nd half: 23-26 88.5% Game: 28-35 80.0% 2

Officials: Bill Ek, Dan Nowakowski, Rob Kueneman  
Technical fouls: IUPUI-None. Omaha-None.  
Attendance: 1678

Score by periods	1st	2nd	Total
IUPUI	45	44	89
Omaha	38	40	78